

# The 3 R's of GED Prep: Recruitment, Retention, Resources = Success!

*Literacy Texas 2022*

Presentation delivered on behalf of your  
State Relationship Manager

**Jonna McDonough Forsyth**

[jonna.mcdonough@ged.com](mailto:jonna.mcdonough@ged.com)

by

**Liz Lanphear**

State Relationship Manager

[Elizabeth.Lanphear@ged.com](mailto:Elizabeth.Lanphear@ged.com)



# Agenda (the 3 R's of GED Prep)



Recruitment

+



Retention

+



Resources

= Success

Objectives:

To assist Adult Education programs to **Recruit** new students, and improve **Retention**, by exploring various **Resources** aimed at improving student's

**Success**

# Recruitment

We know they are out there...  
Let's invite them in!




# Raising Student Awareness

\*Begins in the GED.com account for current and new Students





# The page to start gathering data





Chat

## Create Account : GED® classes

There may be local GED® classes to help you prepare for the test. Classes are not required.

### A GED® class can provide:

-  Support throughout your GED® journey
-  Expert instruction on GED® test subjects
-  Practice for the GED® test
-  Help with career and college planning

*"Saint Gabriel's Hall is the best thing that ever happened to me. I got the resources that I never had before and the best support system. With all that I made a future for myself."*

— Felix, GED® graduate



**Are you interested in attending GED® classes?**

Yes

No

Back Continue

# Select a GED® Test Prep Center (optional)



Choose a GED® prep center you are interested in attending or currently attending. By choosing a center, you agree to share your scores and contact information with the center. Selecting a center is optional and not required to receive prep center services. You can remove or change your selection at any time in your account profile.

Not interested in GED® classes?  
Continue without choosing a GED® prep center.

55122

Find

Select

### Apple Valley Adult School

13063 Pawnee Road Apple Valley, CA 92308

Phone: (760)-240-4252 ext.114

0.8 Miles Show on Map | Directions



Select

### Hesperia Career & Adult Education Center

16527 Lemon St. Hesperia, CA 92345

Website

Phone: 760 244 1771

7.7 Miles Show on Map | Directions



Select

### Snowline Adult School

9298 Sheep Creek Rd. Phelan, CA 92371

Phone: 999-999-9999

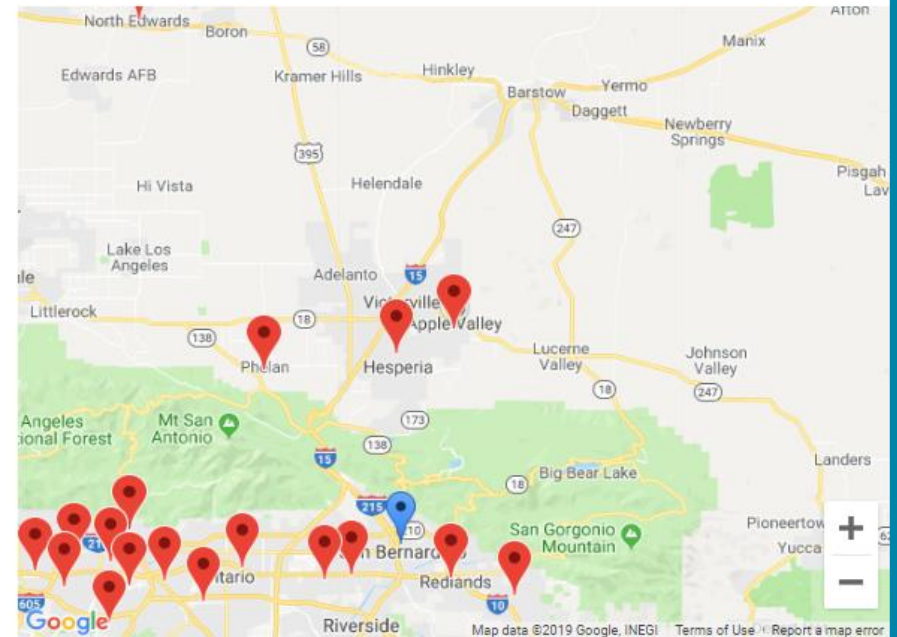
22.7 Miles Show on Map | Directions



Select

### Inland Career Education Center

★ If I see this star above, what does it mean?



Can't find your center? Ask them to visit [ged.com/prep\\_center\\_request\\_form](https://ged.com/prep_center_request_form) to be added. In the meantime, you can print your score report and share it with your teacher.

The adult education or prep centers listed are independent third parties and provided for your convenience. GED Testing Service has no partnership or agreement with the centers. You should review the centers on your own to make sure you find the support that is right for you.

Back

Continue

# Selected Test Prep Center is listed

Choose a GED® prep center you are interested in attending or currently attending. By choosing a center, you agree to share your scores and contact information with the center. Selecting a center is optional and not required to receive prep center services. You can remove or change your selection at any time in your account profile.

Your selected GED® Test Prep Center is:

**Apple Valley Adult School**  
13063 Pawnee Road Apple Valley, CA 92308  
Phone: (760)-240-4252 ext.114 [Directions](#)



Remove selection

55122

Find

Selected

### Apple Valley Adult School

13063 Pawnee Road Apple Valley, CA 92308

Phone: (760)-240-4252 ext.114

0.8 Miles [Show on Map](#) | [Directions](#)



Select

### Hesperia Career & Adult Education Center

16527 Lemon St. Hesperia, CA 92345

[Website](#)

Phone: 760 244 1771

7.7 Miles [Show on Map](#) | [Directions](#)



Select

### Snowline Adult School

9298 Sheep Creek Rd. Phelan, CA 92371

Phone: 999-999-9999

22.7 Miles [Show on Map](#) | [Directions](#)



Select

### Inland Career Education Center

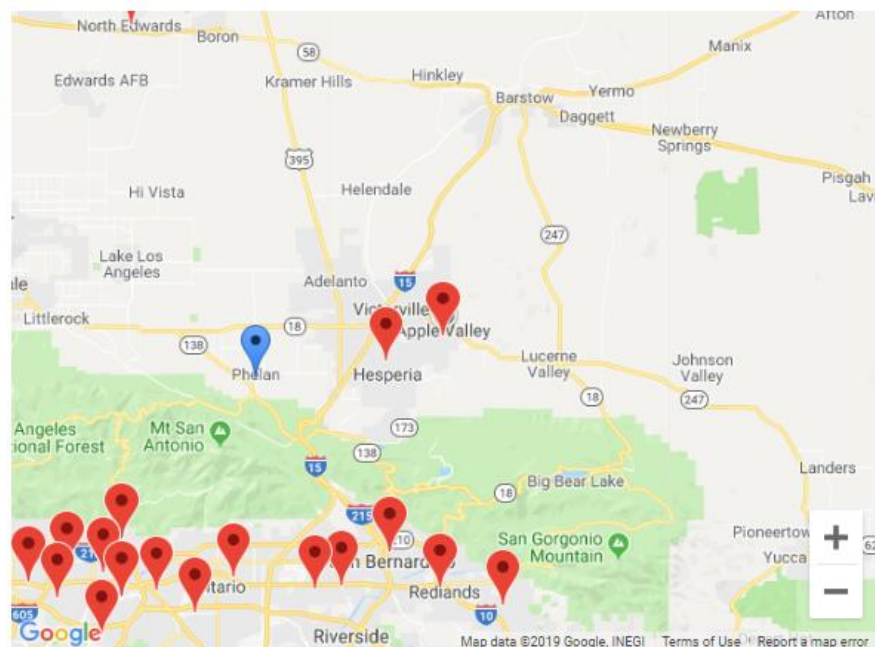
★ [If I see this star above, what does it mean?](#)

Can't find your center? Ask them to visit [ged.com/prep\\_center\\_request\\_form](https://ged.com/prep_center_request_form) to be added. In the meantime, you can print your score report and share it with your teacher.

The adult education or prep centers listed are independent third parties and provided for your convenience. GED Testing Service has no partnership or agreement with the centers. You should review the centers on your own to make sure you find the support that is right for you.

Back

Continue



# From Profile page:

## Profile

### Password

Change your password.

[CHANGE PASSWORD](#)

### Personal Information

Name :

Date of Birth :

Testing Jurisdiction :  [EDIT PERSONAL INFORMATION](#)

Address :  
2210 FM 1516 N Unit 5  
Converse TX 78109 USA  
Social Security Number (SSN) :

### Contact Preferences

Email :  [EDIT CONTACT PREFERENCES](#)

Phone Number :

Alternate Phone Number :

Email me offers, news, and updates :  No

Email me instructions, tips, and study recommendations :  Yes

Text me news and discounts :  No

### State-Requested Information

Your testing location has requested specific information from you.

[EDIT STATE INFORMATION](#)

### Employment Information

Current Employer :  [EDIT EMPLOYMENT INFORMATION](#)


### GED Test Prep Center

You have not selected a Test Prep Center.

[EDIT PREP CENTER SELECTION](#)


### Testing Accommodations

[REQUEST ACCOMMODATIONS](#)



# From the Student Account: “Study” tab


elizabeth.lanphear@ged.com is simulating stu




Home **Study** My Scores More [SCHEDULE TEST](#)

## Study

No matter how you like to learn, let us help you study for the GED® test.



**Find GED Classes**  
Prepare with a teacher in-person or online



**Practice**  
Practice questions and the GED Ready® Practice Test



**Study Materials**  
Prep products and free study guides




**Preview the Test**  
Preview a subject and view computer tutorials

## Find GED® Classes

Find in-person or online classes to help you prepare for and pass the GED® test.

### Local GED Classes



Want to attend GED classes at a local prep center?

A local GED class can provide:

- Support throughout your GED journey
- Expert instruction on GED test subjects
- Practice for the GED test
- Help with career and college planning

[Find local classes](#)



# And on all of their Score Reports



Home

Study

My Scores

More ▾

SCHEDULE TEST

Notifications <sup>3</sup> Profile

## GED Ready® - Social Studies



178

**My Score: 178**

LIKELY TO PASS

Test Date: 04/07/2020

Share my scores/Find GED® Classes



**Congrats Jonna, you're ready to take the GED test!**

Your GED Ready results show you're likely to pass the GED test for Social Studies. Keep the momentum going by scheduling your test!

SCHEDULE TEST

# Let's look at ways to use this information

- Students select an adult education center when:
  - they need to locate a center and get more information from you
  - when they are your student and want to share their scores with you
- It's important to review this information regularly and determine what each person needs
  - If they are not your student, they are asking you to reach out to them and invite them to join you
  - If they are your student, you need to change their status so you can tell which entries are potential students needing to be contacted
- You will need access to GED Manager (we will cover how to get this access)

**Let's look at what it can do for you!**

# GED Prep Connect (Student Authorized View)



# What can GED Prep Connect Do For You?



Recruit new  
students



Review Progress  
in GED Ready  
Score Reports



Monitor Student  
Success with GED  
exam Score Reporting



Identify  
Graduates



Manage  
Vouchers

# Adult Educators' Home Page

New Students interested in your program



### Statistics

---


## Your student news

You have 460926 students interested in your prep center  
130477 students are enrolled in your center

Expressed Interest	Enrolled
460926	130477

[Click here to search enrollment information](#)  
[Click here to search testing activity](#)

User Guides



### Helpful Links

---

- [GEDPrep Connect](#)
- [Jurisdiction Testing Policies](#)
- ["How to Guides" for Testers](#)
- [Add/Update Adult Ed Center Info](#)
- [Student Study Guides](#)
- [First Look—Explore the New GED.com Website](#)

### Helpful Documents

---

- [Manage Enrollments](#)
- [Manage Student/Student Search](#)
- [Student Test Activity Report](#)
- [Passers Report for Adult Education Programs](#)
- [Printing Score Reports in Bulk](#)
- [Purchasing GED Ready with Vouchers](#)
- [How to Apply for Accommodations](#)



# Adult Ed “Enrollment” Process

Interested

All Students who select a **GED®** Test Prep Center can be found in this part of **GED Manager™** . They will initially be listed as **Interested**

Adult Ed Staff can then update the status of each Student to **Enrolled, Contacted or Dismissed or Credentialed**

# Using GEDPrep Connect: Easy as 1-2-3

## Step 1

The screenshot displays the GED Manager web application interface. The top navigation bar includes the following elements from left to right: 'GED Manager™' logo, a 'Home' button with a house icon, a 'Manage Student' dropdown menu with a list icon, a 'Purchases' dropdown menu with a shopping cart icon and 'BETA' text above it, a 'Reporting' dropdown menu with a bar chart icon, and an 'Admin' dropdown menu with a wrench icon. Below the navigation bar, the main content area is divided into three columns. The left column contains a 'Home' header, an 'Actions' section, and user information including 'Last Login Date: 02/24/2021' and 'Password Reset Date: 04/14/2021'. A 'Send Password Reset Email' button is located at the bottom of this column. The middle column shows the expanded 'Manage Student' dropdown menu with the following options: 'Student Search', 'Historical Search', 'Manage Authorizations', 'View Accommodations', 'Manage GED® Prep Connect Enrollment' (highlighted with a red border), and 'IDB Search'. The right column features a 'Welcome' message.

# Using GEDPrep Connect: Easy as 1-2-3

## Step 2

GED Manager™ Home Manage Student BETA Purchases Reporting Admin debi.faucette@ged.com Log Out

### Student Search

Click search to apply your filters and see results.

GED® Prep Connect Enrollment Status

Date Range: 07/01/2021 to 02/24/2022

Jurisdiction: California

Program: GED® Test Prep Center

GED® Test Prep Center: Visalia Adult School

Last Name First Name City Phone Number DOB mm/dd/yyyy Email GED ID Credentialed Status

Search Export (1000 rows max) Rows Per Page 25 50

Name	Email	Zip	County	Phone Number	GED® Test Prep Center	GEDWorks	Enrollment Status	Date	Action
Last, First	@yahoo.com	93291	Tulare	559-	Visalia Adult School	No	Interested	10/7/21	Edit
Last, First	@gmail.com	93277	Tulare	559-	Visalia Adult School	No	Interested	9/2/21	Edit
Last, First	@gmail.com	93277	Tulare	559-	Visalia Adult School	No	Interested	1/25/22	Edit
Last, First	@gmail.com	93292	Tulare	559-	Visalia Adult School	No	Interested	2/20/22	Edit
Last, First	@gmail.com	93292	Tulare	559-	Visalia Adult School	No	Interested	9/15/21	Edit
Last, First	@gmail.com	93291	Tulare	559-	Visalia Adult School	No	Interested	2/21/22	Edit
Last, First	@yahoo.com	93221	Tulare	559-	Visalia Adult School	No	Interested	8/23/21	Edit

# Using GEDPrep Connect: Easy as 1-2-3

## Step 3

Jurisdiction: 2022 California Program: GED® Test Prep Center Visalia Adult School

Phone Number:    DOB:    Email:    GED ID:    Credentialed Status:

Zip	GEDWorks	Enrollment Status
93291	No	Interested
93277	No	Interested
93277	No	Interested
93292	No	Interested
93292	No	Interested
93291	No	Interested

### Update GED® Prep Student Enrollment Status

Student: Student Name  
Current Status: Interested

Interested

Notes:


Cancel    Confirm

# Student Search Sample

Name	Email	Zip	County	Phone Number	GED® Test Prep Center	GEDWorks	Shared Scores	Enrollment Status	Date	Action
Tester, LhFILOWSyRegZ Of		90210		303-371-8007	Fairfax-Hamilton CAS	No		Interested	1/19/18	<a href="#">Edit</a>
Tester, TJMFzrApNycG HbN		90210		307-999-4140	Metro North ABE - St Francis - Adult Education Center	No		Dismissed - No Show	1/19/18	<a href="#">Edit</a>
Tester, RtwzYmlkoavSE OO		90210		306-266-5837	Fairfax-Hamilton CAS	No		Interested	1/19/18	<a href="#">Edit</a>
Tester, NtCAvfaKwbCib Lr		90210		308-623-6162	Metro North ABE - St Francis - Adult Education Center	No		Enrolled	1/19/18	<a href="#">Edit</a>
Tester, UsVMRRUEHlIdb UQ		90210		309-900-7896	ABC Adult School	No		Interested	1/19/18	<a href="#">Edit</a>
Tester, BjrxXHZIWYzfa Nb		90210		308-170-8183	Minneapolis Adult Education- North Campus	No		Dismissed - No Show	1/19/18	<a href="#">Edit</a>
Tester, VRSovItxwneTp		90210		303-768-5796	Minneapolis Adult Education- North Campus	No		Contacted	1/19/18	<a href="#">Edit</a>



# Contacted Students – Hover over icon to view previous comments

Name	Email	Zip	County	Phone Number	GED® Test Prep Center	GEDWorks	Shared Scores	Enrollment Status	Date	Action
Tester, ABOtOWgnqYeltew		90210		303-553-6965	Metro North ABE - St Francis - Adult Education Center	No		Interested	1/30/18	<a href="#">Edit</a>
Tester, YMwHdZEHwjZcrLj		90210		309-418-9221	Metro North ABE - St Francis - Adult Education Center	No		Interested	1/30/18	<a href="#">Edit</a>
Tester, IuRXleixBeMZQup		90210		300-786-1557	Metro North ABE - St Francis - Adult Education Center	No		Interested	1/30/18	<a href="#">Edit</a>
Tester, BsLXuTfOpYpDkWH		90210		306-117-4989	Metro North ABE - St Francis - Adult Education Center	No		Interested 	1/30/18	<a href="#">Edit</a>
Tester, NjFDErqKhyvURoW		90210		307-862-7362	Metro North ABE - St Francis - Adult Education Center	No		Interested	1/30/18	<a href="#">Edit</a>
Tester, NvxiiUtiAUzoz		90210		301-096-9023	Metro North ABE - St Francis - Adult Education Center	No		Interested	1/30/18	<a href="#">Edit</a>
Tester, ICXnRXoxNhXD		90210		306-559-0690	Metro North ABE - St Francis - Adult Education Center	No		Interested 	1/30/18	<a href="#">Edit</a>

# GEDPrep Connect™ notifications option

- If you select this option this will allow you to receive an email notification each time a Student selects the Prep Center you manage.

GED Manager™ Home Manage Student Reporting Admin

abe person Log Out

## Manage GED® Prep Connect Notifications

Manage GED® Prep Connect Notifications

### Email Preferences

Select the GED® Prep Connect center(s) you want to receive email notifications for when a student selects that center.

Name	Address	Receive Email
Adult Academic Program of Robbinsdale Area Schools	Sandburg Learning Center 2400 Sandburg Lane Golden Valley MN 55427	<input checked="" type="checkbox"/>
Robbinsdale Area Schools Sandburg Learning Center	2400 Sandburg Lane Golden Valley MN 55427	<input checked="" type="checkbox"/>

Submit Cancel

# Tips for outreach to interested students

- Make sure you update the status of the students in your program
- Successful programs have teachers or office staff assigned to monitor GED Prep Connect enrollment and reach out to Interested students
- Do not be afraid to call or email students – they shared their contact information for a reason!
- Consider using Remind.com to streamline outreach

# Example of text message outreach via Remind.com

MARCH 2, 2017

Clayton (

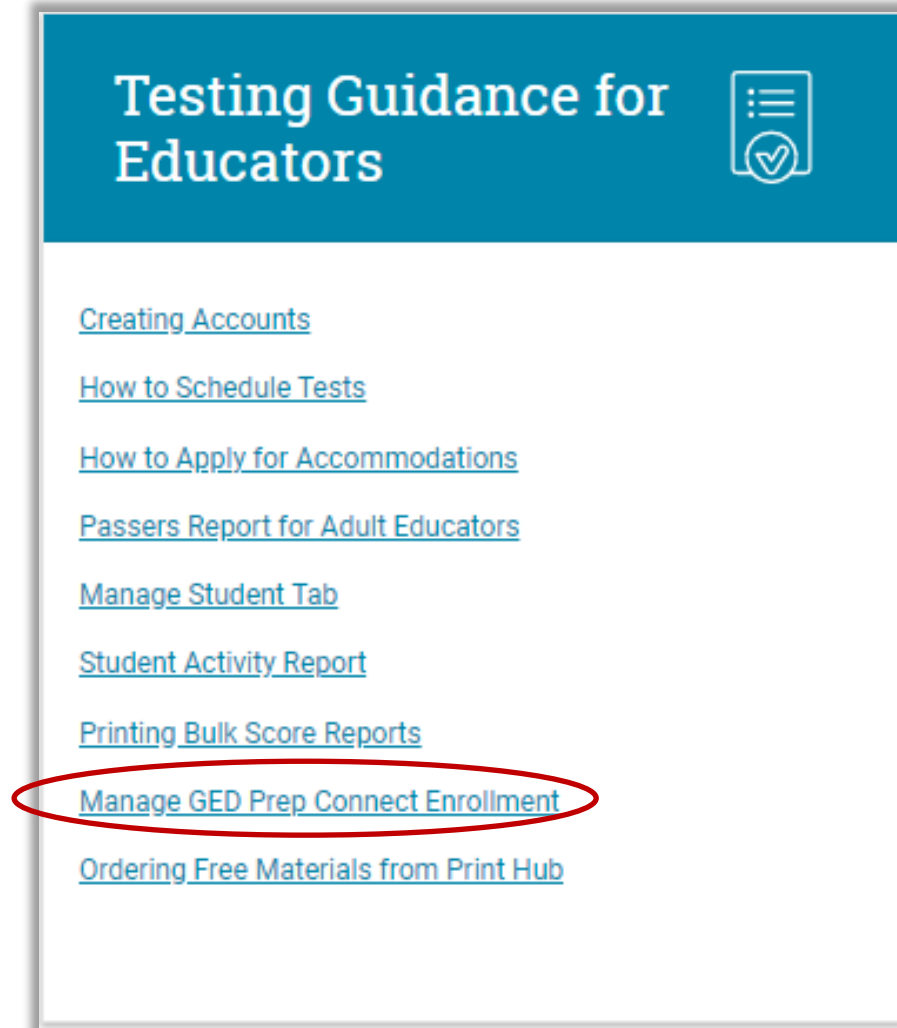
ll joined NEISD GED® WAITING LIST.

Hello. MyGED.com provided your name and contact information. I am eager to help you get started with earning your High School Equivalency. Open Enrollment class is available at 2614 Walzem Road. Please reply here if you have any questions. You should also visit our website: [neisd.net/community](http://neisd.net/community)

Delivered 

# Further information/guidance, How to Guides

- [https://ged.com/educators\\_admins/teaching/teaching\\_resources/how\\_to\\_guides/](https://ged.com/educators_admins/teaching/teaching_resources/how_to_guides/)



**Testing Guidance for Educators**

- [Creating Accounts](#)
- [How to Schedule Tests](#)
- [How to Apply for Accommodations](#)
- [Passers Report for Adult Educators](#)
- [Manage Student Tab](#)
- [Student Activity Report](#)
- [Printing Bulk Score Reports](#)
- [Manage GED Prep Connect Enrollment](#)
- [Ordering Free Materials from Print Hub](#)



# Retention



Streamlining their study using free score reports helps to keep them engaged and finish faster

# GED Manager for Adult Educators

*Looking up students  
Managing enrollment  
Running testing activity reports*

# Adult Educator's GED Manager home page

## Menu Bar

GED Manager | Home | Manage Student | Purchases | Reporting | Admin | Elizabeth.Lanphear@GED.com

### Home

Welcome to GED Manager Elizabeth!

### GED Ready Direct

Your GED Readys

Unassigned	Assigned	Used
0	0	0

[Buy GED Readys](#) | [Manage GED Readys](#) | [Share](#)

### Contact information

Who to Contact:

Type of Issue	Contact Info
Test taker support and GED Ready delivery	help@ged.com 1-877-EXAM-GED (877-392-6433)
Accommodations	accommodations@ged.com

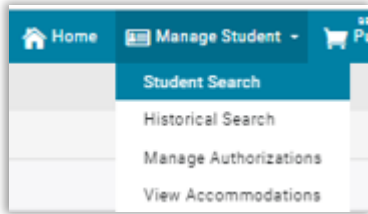
### Helpful Links

- [Jurisdiction Testing Policies](#)
- ["Who to Contact" Guide](#)
- [Student Study Guides](#)
- [Tips for successful password resets](#)

Helpful Documents

Copyright © 2013-2022 GED Testing Service LLC. All rights reserved.

# Manage Student → Student Search



- You can look up one student at a time if you need to find specific information
- When you click on the student's name, you find out additional details about his/her activity, including test scores and demographic information

GED Manager™ Home Manage Student Reporting Admin brian.smith3@pearson.com Log Out

## Student Search

Please enter at least three characters or make a selection on a search field below to start your search.

Last Name:  First Name:  City:  Phone Number:  DOB:  Email:  Testing Jurisdiction:

GED ID:  Program:  Credential Status:

Rows Per Page:

Name	City	Phone	DOB	Email	Jurisdiction	GED ID
Smith, Brian	Philadelphia	434-409-1249	09/14/1981	brs3f@yahoo.com	PA	20180628-0119-3353
Smith, Brian	Philadelphia	202-471-2153	09/14/1981	brian.smith@gedtestingservice.com	PA	20131126-8105-1251

# Student scores and score reports

Click on “Hide GED Ready” to toggle (hide/unhide)

Hide GED Ready

## Results

Credentialed : **No**  
Credential Date :  
Highest Total Score : 0

Test Date	Test Center	Subject	Form	Score	Status	Language	Issues
09/24/2014	-	GED Ready® Reasoning	LA_RA	200	Likely to Pass	ENU	
05/27/2014	-	GED Ready® Math	MA_RA	158	Likely to Pass	ENU	
05/19/2014	-	GED Ready® Science	SC_RA	175	Likely to Pass	ENU	
01/02/2014	66263 - DC OSSE GED Testing and Verifications	GED Social Studies		151	Pass	ENU	
01/02/2014	66263 - DC OSSE GED Testing and Verifications	GED Math		144	Below Passing	ENU	
12/10/2013	-	GED Ready® Social Studies	SS_RA	181	Likely to Pass	ENU	

Links to the detailed score report

# Score reports

English [Print Score Report](#) [Close](#)

Liz Candidate - 20180813-9113-9468 GED Ready<sup>®</sup> Mathematical Reasoning


---

**My Score: 165**  
LIKELY TO PASS  
Test Date: 07/19/2020

**Congrats Liz, you're ready to take the GED test!**  
Your GED Ready results show you're likely to pass the GED test for Math. Keep the momentum going by scheduling your test!  
[Schedule Test](#)

---

**Link Your Study Material**  
We've identified the exact skills you need to work on, based off your GED Ready results. Link a book or online program to see the exact pages/sections for each skill you need to study in the checklist to the left.

 **Your linked study Material:**  
GED Test Prep Plus (2020) - Kaplan  
[Change >](#)

---

**Your Skills to Improve Checklist** 1/16 completed

**Link your study material above**  
See exactly what pages/sections you need to study, below:

**Study pages 340-347**  
Add, subtract, multiply and divide rational expressions [Example:  $\frac{x^2 - 5x + 4}{x^2} + \frac{x - 1}{x}$ ]

**Study pages 320-321**  
Calculate and compute with squares, square roots, cubes, and cube roots of numbers

# Additional Reports

# Reporting → Student Test Activity Report

Click "Reporting", Click on "Passers Report"

The screenshot shows the GED Manager Reporting interface. The top navigation bar includes 'GED Manager™', 'Home', 'Manage Student', 'Reporting', and 'Admin'. The 'Reporting' menu is open, showing 'Passers Report' and 'Student Test Activity Report'. Below the menu, there are search filters for 'GED Prep Connect Enrollment Status', 'Testing Activity', 'GED Analytics™', 'Exam Subject', and 'Jurisdiction'. A table with columns for 'Last Name', 'First Name', 'City', 'Phone Number', 'DOB', 'Email', 'GED ID', 'VUE Reg ID', and 'Credential Status' is visible. At the bottom, there are buttons for 'Print Score Reports (1000 rows max)' and 'Export (1000 rows max)'. A green callout box with red arrows points to the 'Reporting' menu and the 'Student Test Activity Report' option.



# Choose fields for sorting

GED Manager™ Home Manage Student Reporting Admin

## Student Test Activity Report

Please enter at least three characters or make a selection on a search field below to start your search.

GED Prep Connect Enrollment Status Testing Activity Date Range: Exam Subject Jurisdiction

Last Name First Name City Email GED ID VUE Reg ID Credential Status

Print Score Reports (1000 rows max)

Name	Testing Activity	Date	Test	Subject
------	------------------	------	------	---------

- Enter parameters in as many of the criteria fields as desired (many are drop down menus)
  - Testing Activity: GED Passed/not passed, GED Ready range, if they have a test scheduled...
    - Date Range
    - Etc.

**NOTE:** It will only show your adult education center and only those students who chose to share their scores with you.

GED Manager™ Home Manage Student Reporting Admin Elizabeth.Lanphear@GED.com Log Out

### Student Test Activity Report

Please enter at least three characters or make a selection on a search field below to start your search.

GED Prep Connect Enrollment Status: [ ] Testing Activity: **GED Passed** Date Range: 1/1/2019 to 01/03/2019 Exam Subject: [ ] Jurisdiction: Kansas Program: [ ] GED® Test Prep Center: [ ]

Last Name: [ ] First Name: [ ] City: [ ] Phone Number: [ ] DOB: [ ] Email: [ ] GED ID: [ ] VUE Reg ID: [ ] Credential Status: [ ]

Print Score Reports (1000 rows max) Export (1000 rows max) Rows Per Page: 10 25 50

Name	Email	Testing Activity	Date	Test	Subject	Score	Credentialed	GED® Test Prep Center	GEDWorks
[REDACTED]	[REDACTED]	GED Passed	01/02/2019	GED	Science	162	Yes	[REDACTED]	No
[REDACTED]	[REDACTED]	GED Passed	01/02/2019	GED	Science	164	Yes	[REDACTED]	No
[REDACTED]	[REDACTED]	GED Passed	01/02/2019	GED	Social Studies	157	Yes	[REDACTED]	No
[REDACTED]	[REDACTED]	GED Passed	01/03/2019	GED	Social Studies	148	No	[REDACTED]	No
[REDACTED]	[REDACTED]	GED Passed	01/03/2019	GED	Reasoning	151	Yes	[REDACTED]	No
[REDACTED]	[REDACTED]	GED Passed	01/02/2019	GED	Reasoning	168	No	[REDACTED]	No
[REDACTED]	[REDACTED]	GED Passed	01/02/2019	GED	Math	163	Yes	[REDACTED]	No
[REDACTED]	[REDACTED]	GED Passed	01/02/2019	GED	Science	159	Yes	[REDACTED]	No
[REDACTED]	[REDACTED]	GED Passed	01/03/2019	GED	Reasoning	176	Yes	[REDACTED]	No
[REDACTED]	[REDACTED]	GED Passed	01/03/2019	GED	Science	200	Yes	[REDACTED]	No

Click here to see their score report

Not choosing a selection in the "Testing Activity" drop down will show all statuses (GED Pass, not passed, GED Ready, etc.)

# Print or Export Reports

GED Manager™ Home Manage Student Reporting Admin

## Student Test Activity Report

Please enter at least three characters or make a selection on a search field below to start your search.

GED Prep Connect Enrollment Status Testing Activity Date Range: Exam Subject Jurisdiction Program GED® Test Prep Center

1/1/2019 to 01/03/2019

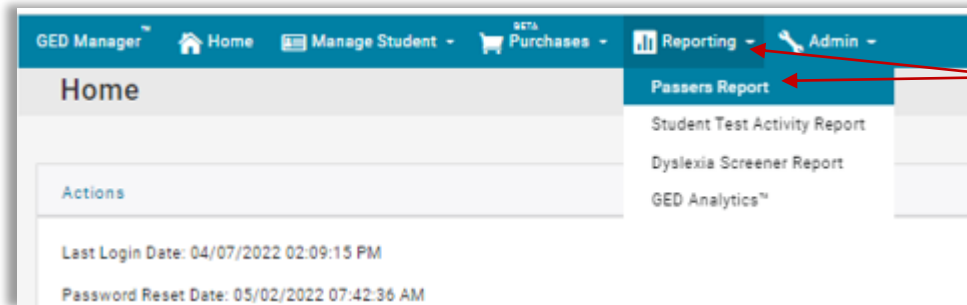
Arizona

Last Name First Name City Phone Number DOB Email GED ID VUE Reg ID Credential Status

Print Score Reports (1000 rows max) Export (1000 rows max)

- Click on “Print Score Reports” to print bulk score reports based on search criteria
- or
- Click “Export” to create a csv file of the score reports

# Reporting → Passers Report



Click “Reporting”, Click on “Passers Report”

### Passer Search

Start Date	End Date	Jurisdiction	Test Center	Test Version
1/1/2018	12/30/2018	Kansas	Barton Community College	2014

Preview Report   **Download Report**

- Enter parameters
- Click on “Preview Report” to view on the screen or
- Click “Download” to create a csv file (recommended)

# GED Direct: A new way to purchase GED Readys



# Problems to Solve



- GED Ready voucher code spreadsheets are an administrative headache.
  - Difficult to distribute to educators
  - Difficult to maintain
  - Difficult to share codes with students (via email)
- Expiring vouchers compound the headache.
- Everyone spends too much time dealing with voucher codes.

# Specific Student Score Details

View Student: McDonough, Jonna






## Results

Credentialed : No

Credential Date :

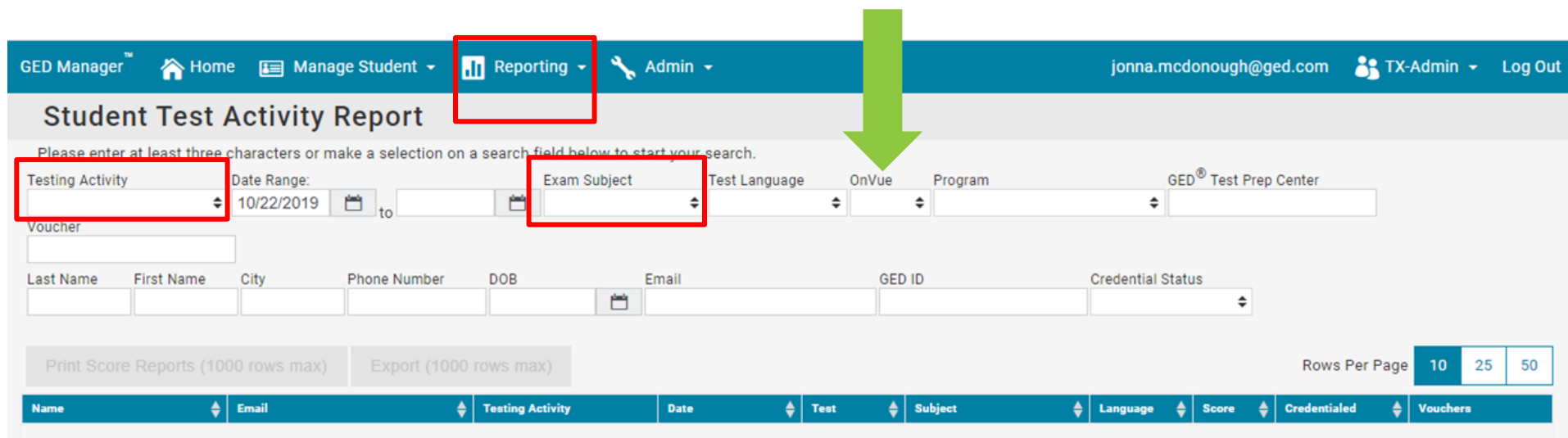
Highest Total Score : 0

Hide GED Ready

Test Date	Test Center	Subject	Form	Score	Status	Language	Notes
06/17/2021	-	GED Ready® Reasoning	LA_RD	130 	Not Likely to Pass	ENU	
04/07/2020	-	GED Ready® Math	MA_RE	159 	Likely to Pass	ENU	
04/07/2020	-	GED Ready® Science	SC_RC	172 	Likely to Pass	ENU	
04/07/2020	-	GED Ready® Social Studies	SS_RE	178 	Likely to Pass	ENU	
04/03/2020	-	GED Ready® Reasoning	LA_RC	157 	Likely to Pass	ENU	

Click on Test Title or Score for detailed Score Report View

# Choose “Student Test Activity Report” from “Reporting” Drop Down Menu



The screenshot shows the GED Manager interface. The top navigation bar includes 'GED Manager', 'Home', 'Manage Student', 'Reporting', and 'Admin'. The 'Reporting' menu is highlighted with a red box, and a green arrow points down to the 'Student Test Activity Report' option. Below the navigation bar, the 'Student Test Activity Report' page is displayed. It features a search bar with a red box around the 'Testing Activity' dropdown and another red box around the 'Exam Subject' dropdown. The search criteria include 'Date Range' (10/22/2019), 'Test Language', 'OnVue', 'Program', and 'GED® Test Prep Center'. Below the search bar, there are fields for 'Voucher', 'Last Name', 'First Name', 'City', 'Phone Number', 'DOB', 'Email', 'GED ID', and 'Credential Status'. At the bottom, there are buttons for 'Print Score Reports (1000 rows max)' and 'Export (1000 rows max)', and a 'Rows Per Page' selector set to 10.

## Student Test Activity Report

- Run Reports based on **Test Activity** (ie. GED Passed, GED Ready Green)
- Sort by **Exam Subject**
- Test **Voucher** Lookup
- OnVue** (OP) Testing Filter



# Voucher Lookup:

Enter Voucher number in Filter

*Voucher Numbers will also appear during any other filtered search*

GED Manager™ Home Manage Student Reporting Admin jonna.mcdonough@ged.com TX-Admin Log Out

## Student Test Activity Report

Please enter at least three characters or make a selection on a search field below to start your search.

Testing Activity Date Range: 10/22/2019 to Exam Subject Test Language OnVue Program GED® Test Prep Center

**Voucher**

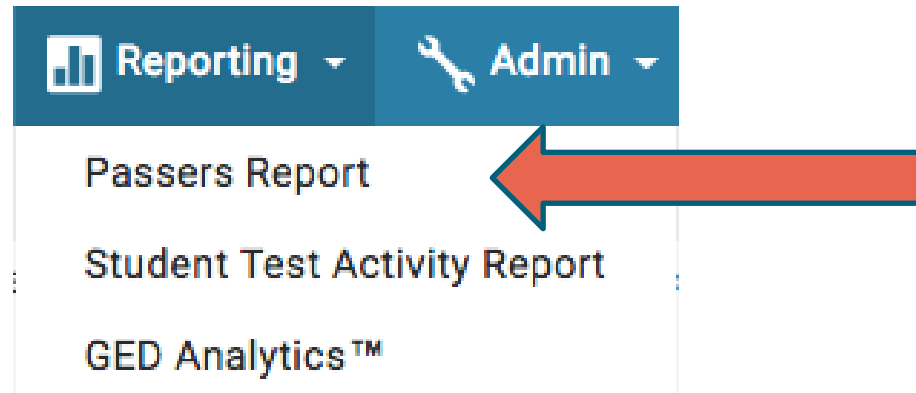
Last Name First Name City Phone Number DOB Email GED ID Credential Status

Print Score Reports (1000 rows max) Export (1000 rows max) Rows Per Page 10 25 50

Name	Email	Testing Activity	Date	Test	Subject	Language	Score	Credentialed	Vouchers
------	-------	------------------	------	------	---------	----------	-------	--------------	----------



# Reporting



## Passers Report

This will allow an educator to run only the passers over a certain time period

# Passers Report

## Passer Search

Start Date\*  End Date\*  Test Center

\* Start and End Date use date in Central Standard Time

[Preview Report](#)

[Download Report](#)

GED ID	Name	Birth Date	Address	Phone Number	Email	Passed Date	Math				RLA				Science				Social Studies			
							Date	Test Center ID	Test Center Name	Score	Date	Test Center ID	Test Center Name	Score	Date	Test Center ID	Test Center Name	Score	Date	Test Center ID	Test Center Name	Score

No Candidates Found

# GED Direct

*Buy, Manage, Share GED Ready tests*



# Problems to Solve



This Photo by Unknown Author is licensed under [CC BY](#)

- GED voucher code spreadsheets are an administrative headache.
  - Difficult to distribute to educators
  - Difficult to maintain
  - Difficult to share codes with students (via email)
- Expiring vouchers compound the headache.
- Everyone spends too much time dealing with voucher codes.

# Solution – GED Direct

***Enhance GED Manager to allow educators to purchase GED Ready and official GED tests and assign them directly to students.***

## **Benefits:**

- No spreadsheets of voucher codes to manage
- No expiration dates to extend
- Students access tests directly from their GED account once assigned

# GED Direct – A New Management Tool

The screenshot shows the GED Manager dashboard interface. The top navigation bar is teal and contains the following items from left to right: 'GED Manager™', 'Home' (with a house icon), 'Manage Student' (with a list icon), 'GED Direct' (with a shopping cart icon and highlighted by a red box), 'Reporting' (with a bar chart icon), and 'Admin' (with a wrench icon). On the right side of the navigation bar, the user's email 'jonna.mcdonough@ged.com', a user profile icon labeled 'TX-Admin', and a 'Log Out' link are visible.

Below the navigation bar, the main content area has a light gray background. At the top left of this area is a 'Home' breadcrumb. The main heading is 'Welcome to GED Manager Jonna!'. There are two main panels:

- Actions Panel:** Contains the text 'Last Login Date: 06/23/2022 11:52:36 AM' and 'Password Reset Date: 07/29/2020 08:13:11 AM'. Below this is a button labeled 'Send Password Reset Email'.
- What's New Panel:** Contains a bold heading 'GED Direct for Test Vouchers: We are so excited to announce that GED Tests can be purchased from GED Direct. Similar to how GED Manager users can purchase GED Ready's and assign them to their students, GED Direct now allow purchasing In-Person and OnVUE Test Vouchers. [See FAQs for details.](#)

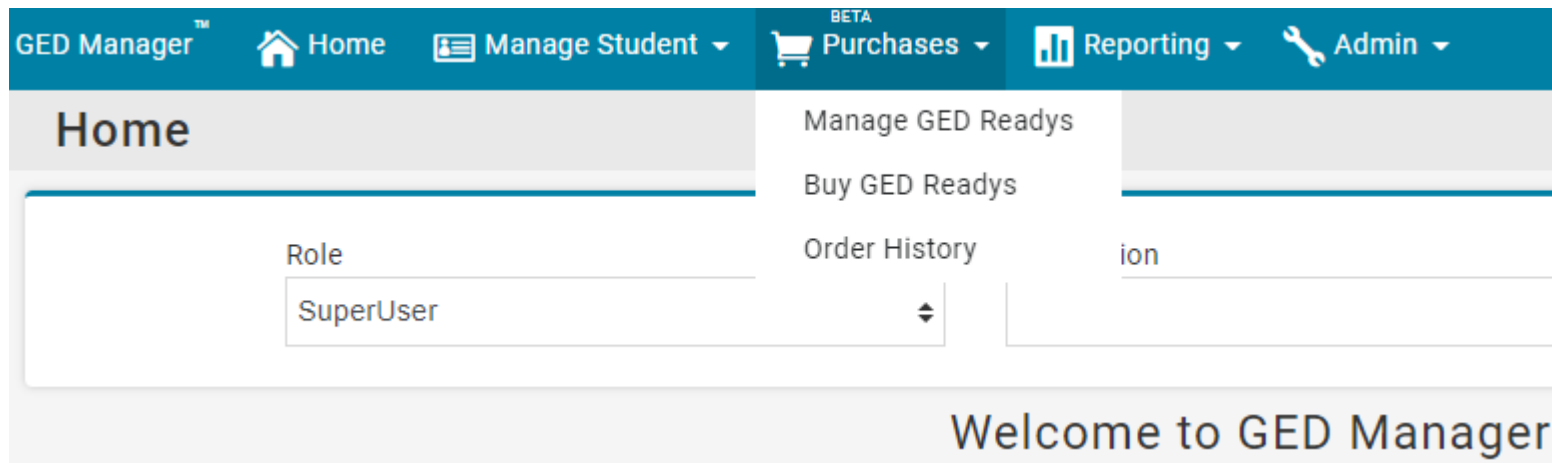
On the right side of the dashboard is the 'GED Direct Dashboard' panel, which contains three sections:

- GED Ready Practice Tests:** A table with three columns: 'Unassigned', 'Assigned', and 'Used'. Each column has a large '0' below the header.
- In-Person GED Tests:** A table with three columns: 'Unassigned', 'Assigned', and 'Used'. Each column has a large '0' below the header.
- Online Proctored GED Tests:** A table with three columns: 'Unassigned', 'Assigned', and 'Used'. Each column has a large '0' below the header.

# Purchase Menu on Navigation Bar

New Purchases menu on navigation bar allows you to buy or manage your GED tests as well as access your order history.

When you click buy GED tests you automatically go to our eCommerce site establishing your account.

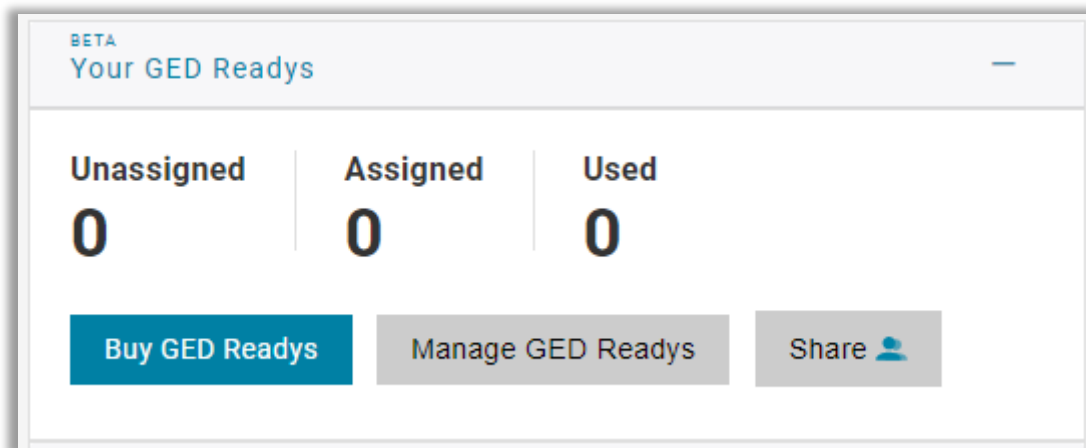


The screenshot shows the GED Manager navigation bar. The navigation bar is dark blue with white text and icons. The items in the navigation bar are: GED Manager™, Home (with a house icon), Manage Student (with a person icon and a dropdown arrow), BETA Purchases (with a shopping cart icon and a dropdown arrow), Reporting (with a bar chart icon and a dropdown arrow), and Admin (with a wrench icon and a dropdown arrow). The Purchases menu is open, showing three options: Manage GED Readys, Buy GED Readys, and Order History. Below the navigation bar, the main content area is light gray. On the left, there is a 'Home' section with a 'Role' dropdown menu set to 'SuperUser'. On the right, there is a 'Welcome to GED Manager' message.



# GED Direct Dashboard

Buy, manage, share GED tests from the GED Direct dashboard on your home page.



The screenshot shows a dashboard titled "BETA Your GED Readys" with a close button. It displays three categories: "Unassigned", "Assigned", and "Used", each with a large "0" below it. At the bottom, there are three buttons: "Buy GED Readys" (blue), "Manage GED Readys" (grey), and "Share" (grey) with a user icon.

Unassigned	Assigned	Used
0	0	0

[Buy GED Readys](#) [Manage GED Readys](#) [Share](#)

# GED Direct Volume Discounts for GED Readys

Here is a breakdown of the pricing available through GED Direct using a credit card. We hope to have Pearson VUE credit terms and PO purchasing available soon.

Quantity	Unit Price
1-24	\$5.00
25-49	\$4.75
50-99	\$4.50
100-499	\$4.00
500-999	\$3.75
1,000-2,499	\$3.50
2,500-4,999	\$3.25
5,000+	\$3.00

# Buy GED Readys

## GED Ready - Adult Education



GED Ready® is the official practice test for the GED® test. We created the GED Ready® through the same development process as the GED® test, but it is only half the length of the actual test.

Price

**\$6.00**

Quantity

Add To Cart

### Description

#### Why should students take the GED Ready®?

- It's the only test that tells the student if they are likely to pass the GED® test or if they need to keep studying.
- If the student is not ready for the GED® test, their score report will tell them which skills they need to improve.
- After completing their GED Ready® the student can select their study material to see exactly where to study the skills they need.
- The test questions are exactly like the real test, so students will be prepared on test day.

#### What your student will need for the GED Ready®

- Must take on a computer connected to the Internet
- Minimum internet browser: Microsoft Edge latest version, Internet Explorer 11, latest versions of Firefox, Safari, or Chrome + 2 versions back
- Operating System: Windows 10 (32 or 64 bit) with Live Tiles disabled; latest version of Mac OSX + 2 versions back.
- Javascript and cookies must be enabled
- Includes the on-screen calculator used on the official GED® test. Students can also use a handheld scientific calculator - we recommend using the TI-30XS
- We recommend that the test is taken in one sitting at a quiet place to replicate the GED® test experience. Once the student starts their test, they have 120 days to complete it.

#### How do I give these tests to my students?

Once purchased, you will see GED Ready® tests in your GED Manager account. You can assign tests by subject to the students who are ready. After assigning the test, your student will be able to schedule and launch the GED Ready® test from their GED account. No voucher codes needed!

# To purchase using a check or ACH the order total has to be \$700 or more

Enter the quantity and click “Add to Cart”



[Return to GED](#)  
Clicking this link will clear your cart

## GED Ready Direct



Price

\$3.50

Quantity

1000

Add To Cart

Quantity	Unit Price
1 - 24	\$5.00
25 - 49	\$4.75
50 - 99	\$4.50
100 - 499	\$4.00
500 - 999	\$3.75
1000 - 2499	\$3.50
2500 - 4999	\$3.25
5000+	\$3.00

# Select "Check/ACH" as the payment type

## 2. Payment Information



Credit Card **Check/ACH**

Credit or Debit Card Type \*

Credit or Debit Card Number \*

Name On Card \*

Expiration Date \*

Security code (or "CVC" or "CVV") \*

The last 3 digits displayed on the back of your credit card.



Save this payment method for future orders.

## Billing Address

First Name \*

Last Name \*

## Order Summary

	GED Ready Direct	<b>\$3,500.00</b>
		Qty 1000 each \$3.50

Item Subtotal:	\$3,500.00
Estimated Sales Tax:	\$0.00

<b>Total:</b>	<b>\$3,500.00</b>
---------------	-------------------

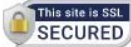
# Read the Statement and Click “Yes, ...”, then click “Place Your Order”

## 1. Your contact information Edit

Mckaye Metzger  
5601 Green Valley Dr #220  
Bloomington, MN 55437  
US

mckaye.metzger@ged.com  
555-555-5555

## 2. Payment Information

 This site is SSL SECURED

**Credit Card** Check/ACH


This method of payment requires funds be received and deposited with NCS Pearson, Inc. before your order is fulfilled.

Click "I agree" to acknowledge that order fulfillment may take up to 2 weeks for check by mail, and up to 1 week for ACH.

Yes I agree to the statement below.

By accessing this website and checking the box you accept the GED Testing Service LLC Privacy Policy and Terms and Conditions; and, by providing your personal data you expressly and explicitly agree to the collection, use, transfer and storage of your personal data to GED Testing Service LLC located in the United States and its authorized third parties.

### Order Summary

 GED Ready Direct	<b>\$3,500.00</b>
	Qty 1000 each \$3.50
<hr/>	
Item Subtotal:	\$3,500.00
Estimated Sales Tax:	\$0.00
<hr/>	
<b>Total:</b>	<b>\$3,500.00</b>

# Payment with Check/ACH

- You will receive an invoice with the amount due and instructions on where to send a check or set up an ACH payment.
- You will receive the GED tests in your GED Manager account once the funds clear.

# A note about taxes

Legally we are required to charge sales tax on all study material/prep product purchases. If your organization is tax exempt, you can have this status applied to your account.



# Order Confirmation with Credit Card



[Return to GED](#)  
Clicking this link will clear your cart

✓ **Thank you for your order.**

**Order Number: 115519**

You will receive an email confirmation shortly and directions on how to access your online product.

## Order Details

Ordered on February 9, 2021 | Order# 115519

[PRINT RECEIPT](#)

### Purchased by

Chris Blaisdell  
5601 Green Valley Dr #220  
Bloomington, MN 55437

### Payment Method



### Order Summary



GED Ready - Adult Education

**\$60.00**

Automatic Order Confirmation email is sent and/or can Print receipt from this screen. Order will also appear in Order History accessed from Purchase menu in GED Manager.

# Back to GED Manager

Return to GED Manager and my dashboard has been updated with my 10 GED Readys. Now I can assign to a student or share with another educator.

BETA  
Your GED Readys

Unassigned	Assigned	Used
<b>10</b>	<b>0</b>	<b>0</b>

[Buy GED Readys](#) [Manage GED Readys](#) [Share !\[\]\(43e165fd0a30e03a39afb86038cd3ee5\_img.jpg\)](#)

# Assign GED Ready to Student

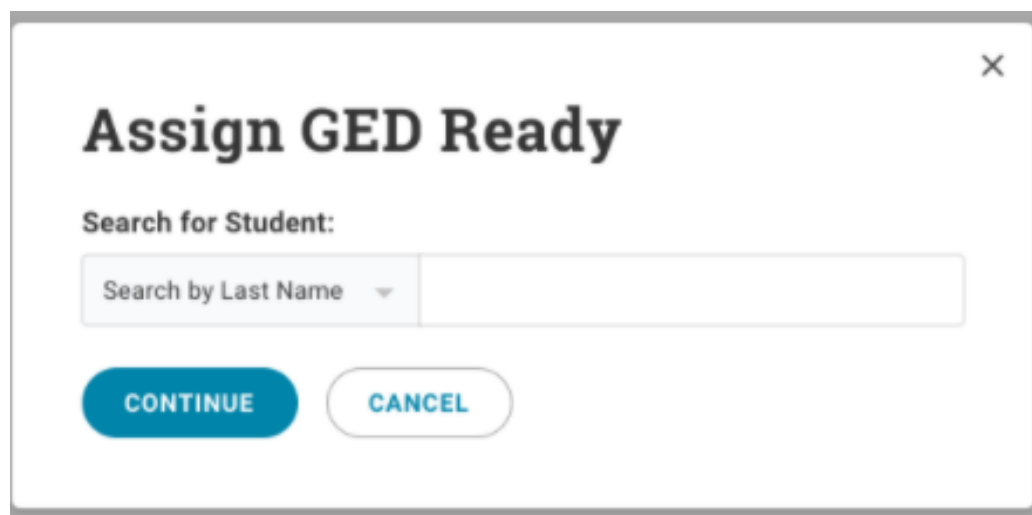
The screenshot shows the 'Manage GED Readys' page in the GED Manager system. The top navigation bar includes 'GED Manager', 'Home', 'Manage Student', 'Purchases', 'Reporting', and 'Admin', with the user email 'chris.blaisdell@ged.com' on the right. Below the navigation is a 'BETA' label and the page title 'Manage GED Readys'. A section titled 'Your GED Readys' displays a summary: 'Unassigned 10', 'Assigned 0', and 'Used 0'. Below this are three buttons: 'Buy GED Readys' (blue), 'Assign GED Readys' (grey), and 'Share' (grey with a person icon). A filter section follows with a 'Filter by' label and a table of filterable fields: Last Name, First Name, Email, Testing Jurisdiction, GED ID, Program, and Status. Each field has a corresponding input box with a dropdown arrow. Below the filter table is a 'Subject' dropdown menu. At the bottom of the filter section are two buttons: 'Apply Search Filters' (blue) and 'Clear Filters' (grey).

## Step 1

Click Manage GED Readys from dashboard or Purchase menu.

Click Assign GED Readys button.

# Assign to Student cont'd.



**Assign GED Ready**

Search for Student:

Search by Last Name

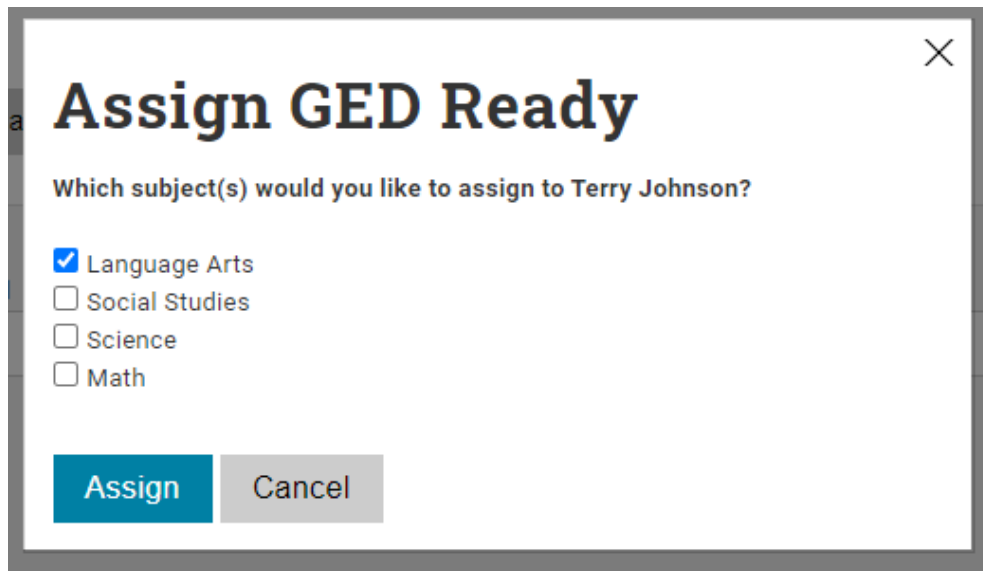
**CONTINUE** **CANCEL**

## Step 2

Use Search field in Assign GED Ready pop-up box to find student. (Only students you have access to will appear). Last Name search is default but can be changed.

Click Continue.

# Assign to Student cont'd.

A screenshot of a web application dialog box titled "Assign GED Ready". The dialog box has a close button (X) in the top right corner. Below the title, it asks "Which subject(s) would you like to assign to Terry Johnson?". There are four radio button options: "Language Arts" (checked), "Social Studies", "Science", and "Math". At the bottom, there are two buttons: "Assign" (highlighted in blue) and "Cancel" (greyed out).

**Assign GED Ready**

Which subject(s) would you like to assign to Terry Johnson?

- Language Arts
- Social Studies
- Science
- Math

**Assign** Cancel

## Step 3

Choose GED Ready test subject for selected student.  
Click Assign.

# Updated Dashboard

Unassigned **9** | Assigned **1** | Used **0**

[Buy GED Readys](#) | [Assign GED Readys](#) | [Share](#)

Filter by

Last Name	First Name	Email	Testing Jurisdiction	GED ID	Program	Status
<input type="text"/>	<input type="text"/>	<input type="text"/>	<input type="text"/>	<input type="text"/>	<input type="text"/>	<input type="text"/>

Subject

[Apply Search Filters](#) | [Clear Filters](#)

Rows Per Page **10**

Name	Email	Jurisdiction	GED ID	Program	Subject	Assigned Date	Status
Terry Johnson	Tj92johnson@gmail.com	FL	master-st2-		Language Arts	02/09/2021	Not Started (unassign)

Student now has an activity card on the home page of their GED account telling them they have an RLA GED Ready test assigned. Link launches the GED Ready test.

Once student launches GED Ready test, Used field will show 1 and Status field will show In Progress

# Unassign GED Ready Test

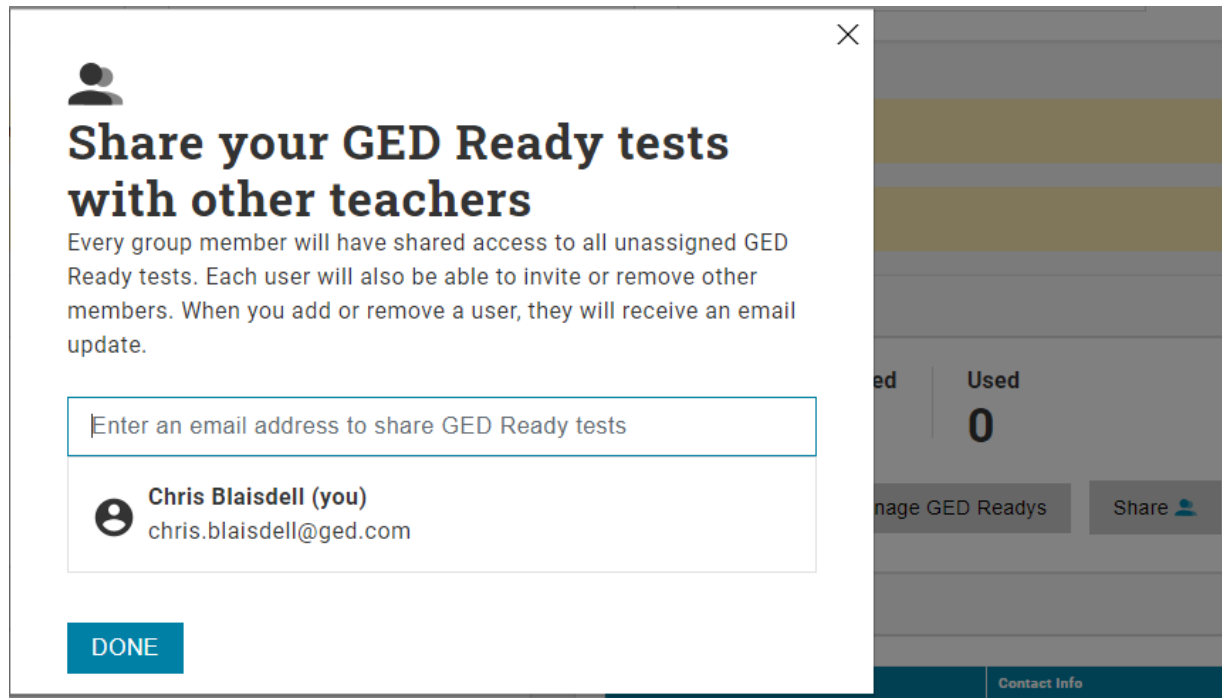
As long as student has not launched GED Ready test, it can be unassigned and will go back into your pool of available GED Readys.  
Just click “unassign” in status column of Manage GED Readys screen.

Name	Email	Jurisdiction	GED ID	Program	Subject	Assigned Date	Status
Terry Johnson	Tj92johnson@gmail.com	FL	master-st2-20201128-0029-8070		Language Arts	02/09/2021	Not Started (unassign)
Caitlin Jones	newa8_intl@ged.com	BGD	master-st2-20200220-4063-2568		Science	02/09/2021	Not Started (unassign)
Caitlin Jones	newa8_intl@ged.com	BGD	master-st2-20200220-4063-		Math	02/09/2021	Not Started (unassign)



# Share GED Ready Tests

From dashboard or Manage GED Readys screen, you can share access to your purchased GED Ready tests with other educators in your program.



The screenshot shows a dialog box titled "Share your GED Ready tests with other teachers" overlaid on a blurred background of the "Manage GED Readys" screen. The dialog box contains the following elements:

- A close button (X) in the top right corner.
- A user icon in the top left corner.
- The title "Share your GED Ready tests with other teachers" in bold.
- Explanatory text: "Every group member will have shared access to all unassigned GED Ready tests. Each user will also be able to invite or remove other members. When you add or remove a user, they will receive an email update."
- An input field with the placeholder text "Enter an email address to share GED Ready tests".
- A list of users, with "Chris Blaisdell (you)" and email "chris.blaisdell@ged.com" selected.
- A "DONE" button at the bottom left.

The background screen shows a table with columns "Used" and "0", and buttons for "Manage GED Readys" and "Share".





# Group Dashboard

Once part of a group, your dashboard will show the total unassigned tests belonging to the group and the total you specifically have assigned and used.

Welcome to GED Manager Chris!

BETA  
Your GED Readys

Group's unassigned	You've assigned	You've used
7 	3	0
<a href="#">Buy GED Readys</a>	<a href="#">Manage GED Readys</a>	<a href="#">Share </a>



PSA – if you have GED vouchers (GED Ready or official test), we can **quickly renew** them if they are close to expiring. We must **replace** them if they have already expired. Replacing them takes **several** weeks. Please make yourself a note now to check the expiration dates when you get back to your office and set a reminder on your calendar to get them renewed a few weeks before they expire. Send the codes to your Jonna and she will take it from there.

Jonna McDonough Forsyth  
[jonna.mcdonough@ged.com](mailto:jonna.mcdonough@ged.com)  
512-202-1316

# GED Manager Access Requests

Access to GED Manager is subject to State Rules/Policy

To apply, complete request form found here:

[https://ged.com/educators\\_admins/test\\_admin/ged\\_manager/ged\\_manager\\_request\\_form/](https://ged.com/educators_admins/test_admin/ged_manager/ged_manager_request_form/)

# GED Manager Accounts

- User accounts will be inactivated after 180 days of not logging into GED Manager. If you attempt to log in after this, you will be notified that your account is inactive
- Inactive users that still need GED Manager will have to go through a process of being re-approved for access.



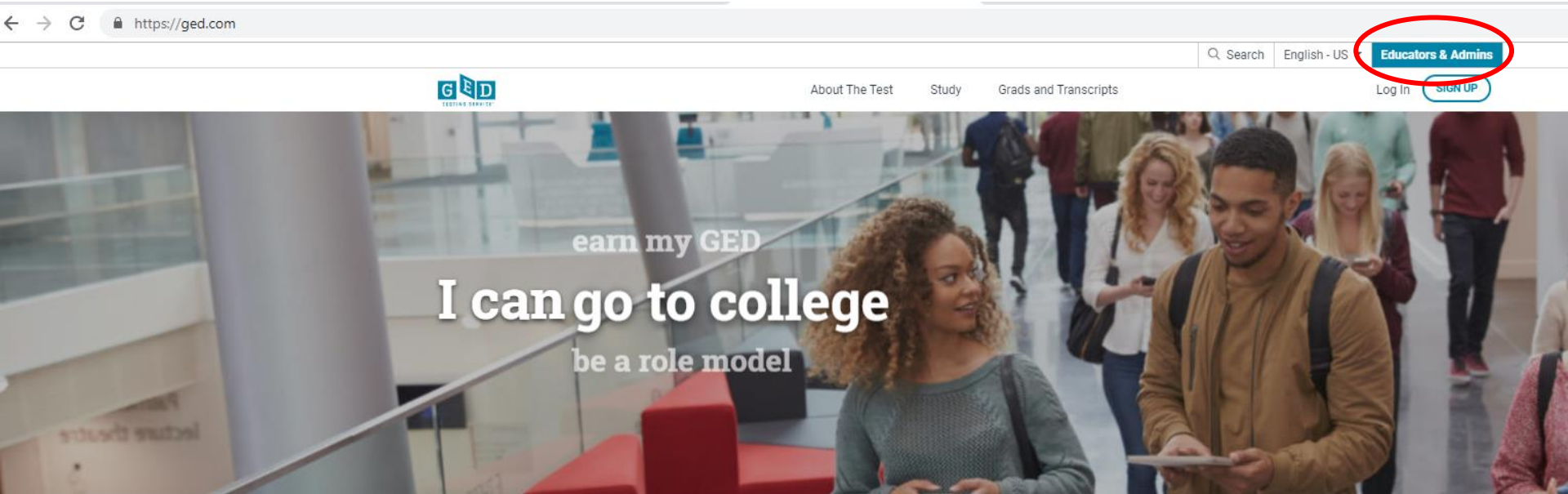
# Results!



# Tools and Resources

# GED.com

## click on “Educators & Admins”



Welcome to the home of the official GED® test. Find everything you need to earn your high school equivalency diploma right here.



GED Program Overview

[Why GED?](#)

[College Readiness](#)

[Workforce Development](#)

[GEDWorks Program](#)

[In Session Blog](#)

[Teaching the GED® Test](#)

[State Policies](#)

[Test Administration](#)

[GED Manager](#)

Top Resources



Professional Development Training

[View Resource](#)



Resources to Guide Your Instruction

[View Resource](#)



Free Classroom Materials

[View Resource](#)

Announcements

Registration for the 2019 GED Annual Conference opens in January! Join us

# GED Program Overview



## Why GED?

For more than 75 years, the GED® has been a path to a better future for millions, the only high school equivalency program with proven outcomes and accepted by virtually all U.S. colleges and employers.

[Learn More](#)



## College Readiness

GED® students who attain scores on any subject within the College Ready (165-175) or College Ready + Credit (175-200) score levels may be eligible for college credit or certain exemptions.

[Learn More](#)





# Educator resources galore!

Q Search

English - US

Educators & Admins



About The Test

Study

Grads and Transcripts

Log In

SIGN UP

Home / Educators & Admins / Teaching the GED® Test

GED Program Overview

Teaching the GED® Test

Free Classroom Materials

Teaching Resources

Professional Development

Prep Products

Promote Your Program

State Policies

Test Administration

GED Manager

## Top Resources



Professional Development Training

[View Resource](#)



Resources to Guide Your Instruction

[View Resource](#)



Free Classroom Materials

[View Resource](#)

## Announcements

Registration for the 2019 GED Annual Conference opens in January! Join us



## Free Classroom Materials

We've developed a wealth of free resources to help your students pass the GED® test. Whether you are looking for tutorials, reference sheets, scoring tools, or videos to use in the classroom, you'll find it here.

[Learn more](#)

Click here!



## Teaching Resources

Use these resources to guide your GED® instruction. You can get detailed information on the skills students need to demonstrate to pass, what is being assessed in each content area, and more.

[Learn more](#)



# Free Classroom Materials

Search

English - US

Educators & Admins



About The Test

Study

Grads and Transcripts

Log In

SIGN UP

Home / Educators & Admins / Teaching the GED® Test / Free Classroom Materials

GED Program Overview

Teaching the GED® Test

Free Classroom Materials

Study Guides

Extended Response Scoring Tools

Teaching Resources

Professional Development

Prep Products

Promote Your Program

State Policies

Test Administration

GED Manager

## Top Resources



Professional Development Training

[View Resource](#)



Resources to Guide Your Instruction

[View Resource](#)



Free Classroom Materials

[View Resource](#)

Announcements



## Free Classroom Materials

Get your classroom ready for action by downloading free materials such as tutorials, practice questions, and reference sheets to help students test with confidence.

## Tutorials

Students should practice with these tutorials so they learn about various question types and become familiar with how the test and calculator work. The tutorials work best on a computer (not a smartphone or tablet).

### Computer-Based Test Tutorial



[View Now](#)

[View Now - In Spanish](#)

### Calculator Tutorial



[View Now](#)

[View Now - In Spanish](#)

## Preview the Test



# Practice Test and Study Guides

## Preview the Test

Use the Free Practice Test, which is about one-fourth the length of the actual test, to give your students a preview of the GED® test. It works best on a computer (not a smartphone or tablet). The Study Guides explain the skills that are covered in each subject, and include sample questions.



### Free Practice Test

[View All Test Previews](#)



### Study Guides

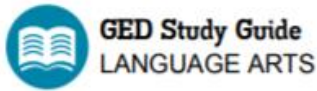
[View Study Guides](#)

Students can change what the test looks like on their computer screen to make it easier to read. Download these guides to learn more about changing the [on-screen color of the test](#), the [text size of the test](#), and [how to highlight text on the test](#).



# GED Student Study Guide

- Each study guide covers topics, time for the test, format and example questions
- Good tool for new students and new teachers to become familiar with the content they need learn/teach



## What you need to know about the GED® Language Arts Test

- 1** You should be familiar with reading and writing concepts, along with grammar. However, the language arts test is not a memorization test! You don't need to memorize giant vocabulary words or diagrams.
- 2** You'll need to read and understand test passages (literary and informational excerpts), demonstrate that you can draw conclusions (which is using your critical thinking skills in reading and writing). The test also covers grammar. This study guide and the example questions in it will help you get an idea of what's going on.
- 3** You don't need to know everything in this guide! If you want to see how close you are to passing, the GED Ready® official practice test is a great way to help you determine.

## Test Overview

**Topics**  
Expressing meaning  
Using evidence  
Grammar and sentence structure

**Time (to take the test)**  
150 minutes  
10 minute break between parts 2 and 3  
45 minutes for the written essay

**Format**  
3 sections  
1 written essay (extended response)  
Multiple choice and other question types (drag and drop, hot spot, and drop down)

## Expressing meaning

### 1 Events, plots, characters, settings, and ideas

You'll be asked to:

- Put events in order
- Make inferences or draw conclusions about plots, sequence of events, characters, settings, and ideas in passages
- Analyze relationships within passages, including how people, events, and ideas are connected

For example, a passage describes Roberta, who is about to begin college and is the first person in her family to do so. The author may use words like "nervous," "excited," "proud," and "scared" to describe a variety of emotions Roberta experiences. The author could write about events leading up to enrolling in college, including navigating the application and financial aid processes. They may also share some information about the mixed responses from Roberta's family and friends -- many, but not all -- of whom are supportive.

You could be asked to make inferences about how Roberta was influenced by current or past events; the sequence of events that led to her enrolling in college; and what conclusions you can draw about Roberta's experience.

### Example Questions

#### Events, plots, characters, settings, and ideas

Excerpt from *Anne of Green Gables*  
By L. M. Montgomery

Marilla came briskly forward as Matthew opened the door. But when her eyes fell on the odd little figure in the stiff, ugly dress, with the long braids of red hair and the eager, luminous eyes, she stopped short in amazement.

"Matthew Cuthbert, who's that?" she exclaimed. "Where is the boy?"


"There wasn't any boy," said Matthew wretchedly. "There was only her."

He nodded at the child, remembering that he had never even asked her name.

"No boy! But there must have been a boy," insisted Marilla. "We sent word to Mrs. Spencer to bring a boy."

# Study Guides


GED Program Overview	▼
Teaching the GED® Test	▼
<a href="#">Free Classroom Materials</a>	>
<b>Study Guides</b>	
<a href="#">Extended Response Scoring Tools</a>	
<a href="#">Teaching Resources</a>	▼
<a href="#">Professional Development</a>	▼
<a href="#">Prep Products</a>	
<a href="#">Promote Your Program</a>	
State Policies	
Test Administration	▼
GED Manager	

<b>Top Resources</b>	
	Professional Development Training <a href="#">View Resource</a>
	Resources to Guide Your Instruction <a href="#">View Resource</a>
	Free Classroom Materials




The following study guides explain the skills that are covered in each GED® test subject and include sample questions. Use these with your students to help them prepare for each test subject.

## Mathematical Reasoning



[View Now](#)      [View Now in Spanish](#)

## Language Arts




[View Now](#)      [View Now in Spanish](#)

## Social Studies



[View Now](#)      [View Now in Spanish](#)

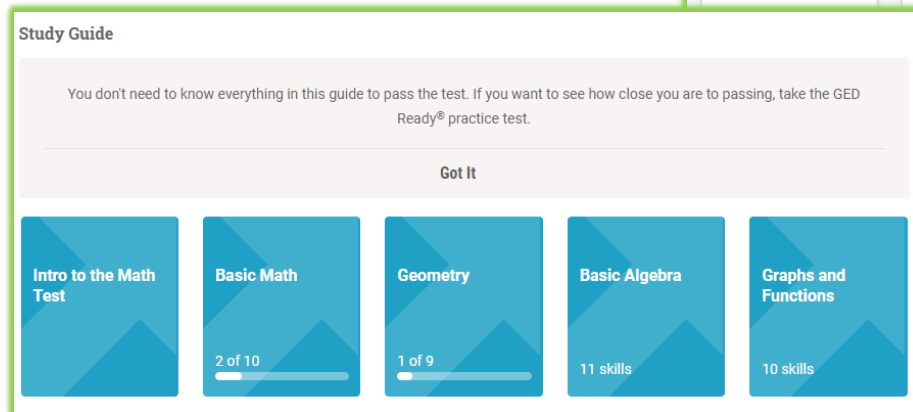
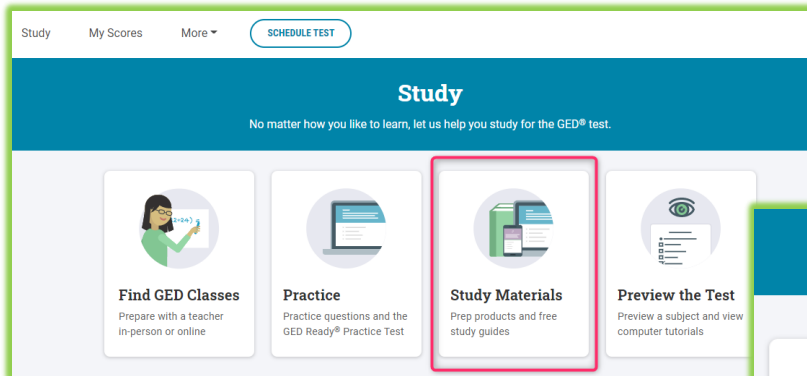
## Science



[View Now](#)      [View Now in Spanish](#)

# Side Note:

- Study Guides are also available for all 4 subjects (no cost) via each student's ged.com account



# Reference Sheets & Extended Response tools

## Reference Sheets

Many of these resources are available to your students in the testing center on test day. Review these with your students so there are no surprises on test day.

### English

[Calculator Reference Sheet](#)

[Mathematics Formula Sheet](#)

[Extended Response Answer Guidelines](#)

### Spanish

[Calculator Reference Sheet - Spanish](#)

[Mathematics Formula Sheet - Spanish](#)

[Extended Response Answer Guidelines - Spanish](#)

## Extended Response Tools and Practice

Use these resources to improve your students' written responses. The scoring tools help you evaluate and provide feedback to students about their RLA GED Ready<sup>®</sup> written response.

### English

[Extended Response Quick Tips](#)

[Extended Response Scoring Tools](#)

[Extended Response Classroom Practice](#)

[Extended Response Classroom Poster](#)

### Spanish

[Extended Response Quick Tips - Spanish](#)

[Extended Response Scoring Tools - Spanish](#)

[Extended Response Classroom Practice - Spanish](#)

[Explanation of AE Symbol Tool For Spanish Writing](#)

## Extended Response Videos

Watch this 8-episode series with your students to take a deeper dive into the skills and expectations that will help students excel on their written responses.

# Reference Sheets & Extended Response tools

## Reference Sheets

Many of these resources are available to your students in the testing center on test day. Review these with your students so there are no surprises on test day.

### English

[Calculator Reference Sheet](#)

[Mathematics Formula Sheet](#)

[Extended Response Answer Guidelines](#)

### Spanish

[Calculator Reference Sheet - Spanish](#)

[Mathematics Formula Sheet - Spanish](#)

[Extended Response Answer Guidelines - Spanish](#)

## Extended Response Tools and Practice

Use these resources to improve your students' written responses. The scoring tools help you evaluate and provide feedback to students about their RLA GED Ready<sup>®</sup> written response.

### English

[Extended Response Quick Tips](#)

[Extended Response Scoring Tools](#)

[Extended Response Classroom Practice](#)

[Extended Response Classroom Poster](#)

### Spanish

[Extended Response Quick Tips - Spanish](#)

[Extended Response Scoring Tools - Spanish](#)

[Extended Response Classroom Practice - Spanish](#)

[Explanation of AE Symbol Tool For Spanish Writing](#)

## Extended Response Videos

Watch this 8-episode series with your students to take a deeper dive into the skills and expectations that will help students excel on their written responses.



# Extended Response Scoring Tools

The Extended Response item on the Reasoning Through Language Arts test gives students a chance to demonstrate important critical thinking skills. These scoring tools will help you understand how the Extended Response is scored.

## Reasoning Through Language Arts - Extended Response Scoring Tools

### English



[ER Resource Guide for Adult Educators](#)

[ER Resource Guide for Adult Educators - Taxation and Revenue](#)

[Scoring Tool for the GED Ready<sup>®</sup> practice test](#)

[GED Ready<sup>®</sup> Practice Test ER, Short Answer Prompts, and Source Texts](#)

### Spanish



[ER Resource Guide for Adult Educators - in Spanish](#)

[ER Resource Guide for Adult Educators - Taxation and Revenue - in Spanish](#)

[Scoring Tool for the GED Ready<sup>®</sup> practice test - in Spanish](#)

[GED Ready<sup>®</sup> Practice Test ER, Short Answer Prompts, and Source Texts - in Spanish](#)

# Extended Response Scoring Tool

## Extended Response Scoring Tool

The GED Ready® Practice Test for language arts gives students a chance to practice their writing skills by completing an Extended Response (ER) question. This tool is designed to help you score and

Although this tool is complementary to the GED Ready Practice Test, it can be used with other practice questions in your classroom!

### How to use this tool

This tool guides you in scoring your student's Extended Response based on three traits and provides feedback in a printable report.

1. [Download the prompts and passages](#) used in the GEDReady. As you read your student's response, you should be able to determine which one they were given.
2. Enter your student's name and test date (or date of response) to personalize their report.
3. For each trait, read your student's response and select the skill descriptors that best describe the response (you will read the response at least three times).
4. View the feedback report and print it to review with your student.

Candidate Name:

Test Date:

**START SCORING**

# Sample of Trait 1

Click the “radio button” next to the most appropriate score, continue until all traits are scored

## Trait 1: Creation of Arguments and Use of Evidence

Read your student's response, then choose the skill descriptor in each row that best describes their response.

Generates text-based argument(s) and establishes a purpose that is connected to the prompt		
Score 0	Score 1	Score 2
<input type="radio"/> No clearly-stated claims or not applicable	<input type="radio"/> At least one clearly-stated or strongly implied claim	<input type="radio"/> Explicit and clearly stated claim or claims
<input type="radio"/> Attempted claims are vague and/or illogical and/or not text-based or not applicable	<input type="radio"/> At least one claim is logical and text-based- Additional claims may be tied to the larger issue rather being based on a close reading of the text	<input type="radio"/> Claims are logical and based on a close reading of the text
<input type="radio"/> Attempted claims are vague and/or do not support an overall stance or not applicable	<input type="radio"/> Implied or clearly-stated claims may support an overall stance, but the stance may be vague, unclear, or inconsistent	<input type="radio"/> Explicit claims support a clear and consistent stance
<input type="radio"/> Attempted claims are vague and/or lack explanation such that the criteria for analyzing the issue or evaluating the argument is unclear or not applicable	<input type="radio"/> At least one claim is explained such that the criteria for analyzing the issue or evaluating the argument is evident	<input type="radio"/> Claims are explained such that the criteria for analyzing the issue or evaluating the argument are evident
<input type="radio"/> Stance lacks connection to the writing task or severely deviates from it or not applicable	<input type="radio"/> Stance is connected to the writing task, though the response may occasionally wander off purpose	<input type="radio"/> Stance is well-connected to the writing task and the response remains focused throughout
<input type="radio"/> Uses few or no pieces of evidence directly from the source text or not applicable	<input type="radio"/> Uses some evidence from the source text	<input type="radio"/> Uses multiple pieces of specific evidence from the source text
<input type="radio"/> Includes off-topic information or is loosely connected to the source text or not applicable	<input type="radio"/> Include some on-topic information not drawn from the source text	<input type="radio"/> Most evidence used is drawn directly from the source text (although additional evidence may be drawn from outside knowledge of the topic)
<input type="radio"/> Evidence from the source text does not support the student's claims and stance or not applicable	<input type="radio"/> Evidence from the source text generally supports the student's claims and stance	<input type="radio"/> Evidence from the source text is relevant and supports the student's claims and stance
<input type="radio"/> Student copies text directly from the source text with little or no commentary given or not applicable	<input type="radio"/> Student provides commentary on the evidence chosen, but commentary is general, vague or weakly tied to the argument	<input type="radio"/> Student provides commentary on most pieces of evidence cited, and commentary generally supports the stance

(Enlarged view)

Score 1	Score 2
<input type="radio"/> At least one clearly-stated or strongly implied claim	<input type="radio"/> Explicit and clearly stated claim or claims

Once traits are scored, you will see the results. These can be printed.

### Trait 3: Clarity and Command of Standard English Conventions

2/2

- ■ ■ Some sentence structures may be frequently repeated, but the response still demonstrates some sentence structure variety
- ■ ■ Subordination, coordination, and parallelism are largely correct with a few significant errors
- ■ ■ Avoids wordiness and awkward sentence structure
- ■ ■ Uses transitional words, conjunctive adverbs and other words that support logic and clarity
- ■ ■ Avoids run-on sentences, fused sentences and sentence fragments
- ■ ■ May contain occasional errors with commonly confused words and homonyms, including contractions
- ■ ■ May contain occasional subject-verb agreement errors
- ■ ■ Demonstrates appropriate use of pronoun usage (e.g. pronouns and their antecedents agree, unclear pronoun references are avoided and pronoun cases are used properly)
- ■ ■ Demonstrates correct word order and correctly placed modifiers
- ■ ■ Demonstrates proper use of capitalization (e.g. proper nouns, titles, and the beginnings of sentences)
- ■ ■ Uses apostrophes appropriately with possessive nouns
- ■ ■ Uses punctuation appropriately (e.g., commas in a series or in appositives or other nonessential elements, end marks, and appropriate punctuation for clause separation)
- ■ ■ May contain some errors in conventions, but the errors do not interfere with comprehension
- ■ ■ Standard usage is appropriate for on demand draft writing

RESET

PRINT

KEY: ■ ■ ■ Needs Improvement ■ ■ ■ Satisfactory ■ ■ ■ Desirable

(Enlarged view)

### Trait 1: Creation of Arguments and Use of Evidence

- ■ ■ Explicit and clearly stated claim or claims
- ■ ■ Claims are logical and based on a close reading of the text
- ■ ■ Explicit claims support a clear and consistent stance

# Where to find Extended Response Videos

- Available for educators here: [https://ged.com/educators\\_admins/teaching/classroom\\_materials/](https://ged.com/educators_admins/teaching/classroom_materials/), scroll down to “Extended Response Videos”

## Extended Response Videos

Watch this 8-episode series with your students to take a deeper dive into the skills and expectations that will help students excel on their written responses.



WATCH MORE

- Available at: [www.newreaderspress.com/writing-for-the-ged-test](http://www.newreaderspress.com/writing-for-the-ged-test)
- Or contact New Readers Press for DVDs that can be sent to your facility:
  - [tlipke@proliteracy.org](mailto:tlipke@proliteracy.org) (Videos are FREE)

# Side Note: Where to find the videos on a student account

- Available on GED.com in each student's account under the "Study" tab, Click on "Language Arts", scroll down to "Extended Response", click on "Learn More" under "How to Write a Good Extended Response"

The image shows a sequence of three overlapping screenshots from the GED.com student account interface, illustrating the navigation path to find extended response videos. The first screenshot shows the 'Study' tab selected in the top navigation bar, with the 'Study Materials' card highlighted in a red box. The second screenshot shows the 'Study Materials by Subject' page, with the 'Language Arts' card highlighted in a red box. The third screenshot shows the 'Extended Response' section, with the 'How to Write a Good Extended Response' card highlighted in a red box, and the 'LEARN MORE' button on that card also highlighted in a red box.

**Study**  
No matter how you like to learn, let us help you study for the GED® test.

**Find GED Classes**  
Prepare with a teacher in-person or online

**Practice**  
Practice questions and the GED Ready® Practice Test

**Study Materials**  
Prep products and free study guides

**Study Materials by Subject**

**Language Arts**

**Social Studies**

**Extended Response**

**How to Write a Good Extended Response**

**LEARN MORE**

# In Session Educator Newsletter

Stay up-to-date by subscribing

At the bottom of each of the pages is an opportunity to sign up for the In Session Educator Newsletter – please take the opportunity to sign up and stay informed on the latest news, resources, pricing specials, etc.

## In Session Educator Newsletter

[SIGN UP TO GET THE LATEST NEWS AND RESOURCES.](#)

GED® Testing Service LLC. | GED® Official Website



[About Us](#)

[Contact Us](#)

[FAQs](#)

[Newsroom](#)

[GEDWorks™](#)

[Accessibility Statement](#)

[Terms and Conditions](#)

[Privacy and Cookies](#)

Copyright © 2018 GED® Testing Service LLC. All Rights Reserved.



Scroll back to the top and click on “Teaching the GED® Test” again to see additional resources...

- GED Program Overview
- Teaching the GED® Test**
- Free Classroom Materials
  - Study Guides
  - Extended Response Scoring Tools
- Teaching Resources
- Professional Development
- Prep Products
- Promote Your Program
- State Policies
- Test Administration
- GED Manager



Get your classroom ready for action by downloading free materials such as tutorials, practice questions, and reference sheets to help students test with confidence.

## Tutorials

Students should practice with these tutorials so they learn about various question types and become familiar with how the test and calculator work. The tutorials work best on a computer (not a smartphone or tablet).

**Computer-Based Test Tutorial** 

**Calculator Tutorial** 

**Top Resources**

 Professional Development Training  
[View Resource](#)



# Let's look at the Teaching Resources!

Q Search English - US Educators & Admins



About The Test Study Grads and Transcripts

Log In SIGN UP

Home / Educators & Admins / Teaching the GED® Test

GED Program Overview

Teaching the GED® Test

Free Classroom Materials

Teaching Resources

Professional Development

Prep Products

Promote Your Program

State Policies

Test Administration

GED Manager

## Top Resources



Professional Development Training

[View Resource](#)



Resources to Guide Your Instruction

[View Resource](#)



Free Classroom Materials

[View Resource](#)

## Announcements

Registration for the 2019 GED Annual Conference opens in January! Join us



## Free Classroom Materials

We've developed a wealth of free resources to help your students pass the GED® test. Whether you are looking for tutorials, reference sheets, scoring tools, or videos to use in the classroom, you'll find it here.

[Learn more](#)



## Teaching Resources

Use these resources to guide your GED® instruction. You can get detailed information on the skills students need to demonstrate to pass, what is being assessed in each content area, and more.

[Learn more](#)

Click here!



# Teaching Resources

Q Search

English - US ▾

**Educators & Admins**



About The Test

Study

Grads and Transcripts

Log In

**SIGN UP**

Home / Educators & Admins / Teaching the GED® Test / Teaching Resources

GED Program Overview ▾

Teaching the GED® Test >

[Free Classroom Materials](#) ▾

**Teaching Resources** >

[Skills Needed to Pass](#)

[Professional Development](#) ▾

[Prep Products](#)

[Promote Your Program](#)

State Policies

Test Administration ▾

GED Manager

## Top Resources



Professional Development Training

[View Resource](#)



Resources to Guide Your Instruction

[View Resource](#)



Free Classroom Materials

[View Resource](#)

## Announcements

Registration for the 2019



## Teaching Resources

Lay the groundwork for effective instruction and guide your students to develop the skills they need to succeed using these resources.



### Educator Handbook

Get an overview of GED® test content and recommended teaching strategies.

[Download](#)



### Skills Students Need to Pass

Also known as Performance Level Descriptors or PLDs, see exactly what skills students need to demonstrate to attain each score level.

[Learn more](#)



### High Impact Indicators

Skills are not all created equal! Improving certain skills can help students improve in other areas. These resources provide detailed guidance on how you can best help improve student performance.

[High Impact Indicators](#) [View in Spanish](#)

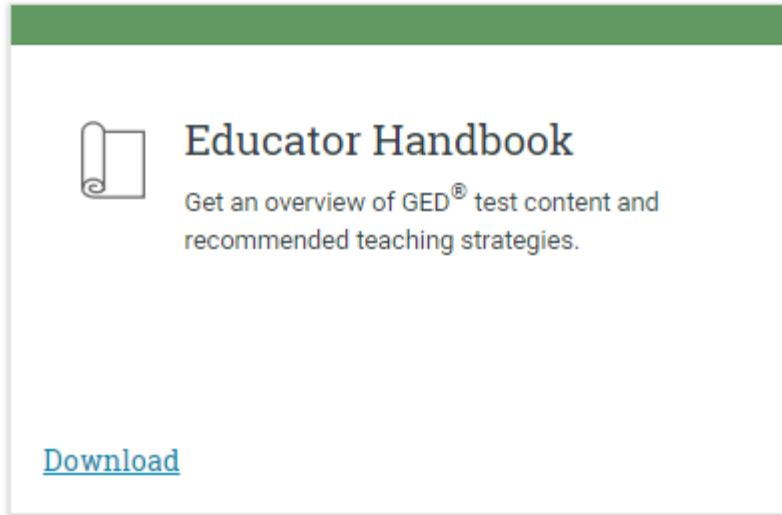


### How-to-Guides for Supporting Students

Print-ready guides that provide step-by-step instructions complete with screenshots.



# Educator Handbook



The image shows a white rectangular card with a green header bar at the top. On the left side of the card is a simple line-art icon of a rolled-up document. To the right of the icon, the text reads "Educator Handbook" in a bold, black, sans-serif font. Below this, in a smaller font, it says "Get an overview of GED® test content and recommended teaching strategies." At the bottom left of the card, the word "Download" is written in a blue, underlined font, indicating a clickable link.

- Get an overview of GED® test content and recommended teaching strategies.
- In other words:  
Start here!

# New Educator Handbook!

## GED<sup>®</sup> EDUCATOR HANDBOOK



Everything you need to prepare  
students for the GED test



In-depth look at  
GED test content



Recommended  
teaching strategies



How to determine if  
your students are ready

Download at [GED.com/educator\\_handbook](https://GED.com/educator_handbook)

## New Educator Checklist

# New Educator Checklist!

- Our "New Educator Checklist" is located right inside the new Educator Handbook
- This is designed to help new teachers focus on the most important resources to get them up to speed on being a GED instructor

If you are new to teaching the GED test, here's a checklist to help you get started.

1. First, familiarize yourself with some of the basics of the test and make sure you are receiving our latest updates.
  - ✓ [Sign up for our monthly newsletter, \*In Session\*](#), to get test updates, helpful resources and program news.
  - ✓ Look through our [student study guides](#). These provide an overview of the skills being tested and include sample problems for each skill.
2. Once you know the basics, now it is time to better understand the student experience in GED.com.
  - ✓ Feel free to create your own [account in GED.com](#) so you understand what your students will go through (please list your last name as "Candidate" so we know you are an instructor).
  - ✓ Take the [free practice test](#) so you understand the format of the test and the different types of questions.
  - ✓ Finally, consider taking a [GED Ready®](#) test, the official GED practice test. This is half the length of the GED test and is highly predictive of how students will perform on the actual test.
    - Make sure you review your detailed score report. This is the report that tells students the areas they need to work on to score higher on the test.
    - Notice that they can select their study materials from the dropdown box to create a customized study plan.
3. After becoming familiar with the student journey, it's time to apply for [GED Manager](#), a free tool designed for adult educators where you can see your students' scores and score reports.
  - ✓ [Apply for access](#) via the [Educators](#) section of GED.com. Each state has different rules on who can gain access.
  - ✓ Once you get access, watch our training on how to effectively use the tool.

Explore these additional tools and resources to help you prepare your students.



# Skills Students Need to Pass

Also known as Performance Level Descriptors or PLDs, see exactly what skills students need to demonstrate to attain each score level



## Skills Students Need to Pass

Also known as Performance Level Descriptors or PLDs, see exactly what skills students need to demonstrate to attain each score level.

[Learn more](#)

## GED® Test Performance Level Descriptors

The four performance levels for the GED® test are Below Passing, Passing for High School Equivalency, GED® College Ready, and GED®College Ready + Credit.

- [Performance Level Descriptors Chart](#)
- Breaks down the descriptors for all four subjects by performance level in an easy-to-read chart.
- [Assessment Target Comparison Chart](#)
- Compares the official indicator code language with the language test-takers see in their score report.
- [Performance Level Descriptors](#)
- A full listing of all Performance Level Descriptors for all four subjects.

# Performance Level Descriptors - chart

Revised 2016 GED® Test Performance Level Descriptors: Level 2 (Pass/High School Equivalency: 145-164)

Reasoning Through Language Arts	Mathematical Reasoning	Science	Social Studies
<p>Test-takers who score at the Pass level are typically able to demonstrate satisfactory proficiency with the skills identified in the <u>Below Passing</u> level as well as to comprehend and analyze <b>challenging</b> passages similar to Sandra Cisneros' "Eleven," John Steinbeck's <i>Travels With Charley: In Search of America</i>, and Donald Mackay's <i>The Building of Manhattan</i>. Test-takers who score in this Performance Level are typically able to demonstrate the following skills:</p> <p><b>Analyzing and creating text features and technique</b></p> <ul style="list-style-type: none"> <li>Order sequences of events in texts at a satisfactory level.</li> <li>Make inferences about plot/sequence of events, characters/people, settings, or ideas in texts at a satisfactory level.</li> <li>Analyze relationships within texts, including how events are important in relation to plot or conflict; how people, ideas, or events are connected, developed, or distinguished; how events contribute to theme or relate to key idea; or how a setting or context shapes structure and meaning.</li> <li>Analyze the roles that details play in complex literary or informational texts at a satisfactory level.</li> <li>Determine the meaning of words and phrases as they are used in a text, including determining connotative and figurative meanings from context.</li> <li>Analyze how meaning or tone is affected when one word is replaced with another, at a satisfactory level.</li> <li>Analyze the impact of specific words, phrases, or figurative language in text, with a focus on an author's intent to convey information or construct an argument.</li> <li>Analyze how a particular sentence, paragraph, chapter, or section fits into the overall structure of a text and contributes to the development of ideas.</li> <li>Analyze the structural relationship between adjacent sections of text at a satisfactory level.</li> <li>Analyze transitional language or signal words and determine how they refine meaning, emphasize certain ideas, or reinforce an author's purpose, at a satisfactory level.</li> <li>Analyze how the structure of a paragraph, section, or passage shapes meaning, emphasizes key ideas, or supports an author's purpose.</li> <li>Determine an author's point of view or purpose in texts, at a satisfactory level.</li> <li>Infer an author's implicit as well as explicit purposes based on details in a text, at a satisfactory level.</li> <li>Analyze how an author uses rhetorical techniques to advance his or her point of view or achieve a specific purpose.</li> </ul> <p>(continued on following page)</p>	<p>Test-takers who score at the Pass level are typically able to demonstrate knowledge of and ability with the skills identified in the <u>Below Passing</u> level at a satisfactory level as well as the following skills:</p> <p><b>Quantitative problem solving with rational numbers</b></p> <ul style="list-style-type: none"> <li>Order fractions and decimals, including on a number line.</li> <li>Apply number properties involving multiples and factors at a satisfactory level.</li> <li>Simplify numerical expressions with rational exponents at a satisfactory level.</li> <li>Identify absolute value of a rational number as its distance from 0 on the number line and determine the distance between two rational numbers on the number line, at a satisfactory level.</li> <li>Perform computations with rational numbers.</li> <li>Compute numerical expressions with squares and square roots of positive, rational numbers at a satisfactory level.</li> <li>Compute numerical expressions with cubes and cube roots of positive, rational numbers.</li> <li>Determine when a numerical expression is undefined at a satisfactory level.</li> <li>Solve real-world problems using rational numbers at a satisfactory level.</li> <li>Compute unit rates at a satisfactory level.</li> <li>Use scale factors to determine the magnitude of a size change, and convert between actual drawings and scale drawings.</li> <li>Solve arithmetic and real-world problems involving ratios and proportions at a satisfactory level.</li> <li>Solve multi-step arithmetic and real-world problems involving percents.</li> </ul> <p><b>Quantitative problem solving in measurement</b></p> <ul style="list-style-type: none"> <li>Compute the area and perimeter of triangles and rectangles at a satisfactory level.</li> <li>Determine side lengths of triangles and rectangles when given area or perimeter at a satisfactory level.</li> <li>Compute the area and circumference of circles.</li> <li>Determine the radius and diameter of circles when given area or circumference.</li> <li>Compute the area and perimeter of polygons.</li> <li>Determine side lengths of polygons when given area or perimeter.</li> <li>Compute the area and perimeter of composite figures.</li> <li>Use the Pythagorean theorem to determine unknown side lengths in a right triangle at a satisfactory level.</li> <li>Compute volume and surface area of rectangular prisms.</li> <li>Determine side lengths and height of rectangular prisms when given volume or surface area.</li> <li>Compute volume and surface area of cylinders at a satisfactory level.</li> </ul> <p>(continued on following page)</p>	<p>Test-takers who score at the Pass level are typically able to demonstrate knowledge of and ability with the skills identified in the <u>Below Passing</u> level at a satisfactory level as well as the following skills:</p> <p><b>Analyze scientific and technical arguments, evidence and text-based information</b></p> <ul style="list-style-type: none"> <li>Understand and explain textual scientific presentations at a satisfactory level.</li> <li>Express scientific information or findings verbally at a satisfactory level.</li> <li>Determine the meaning of symbols, terms and phrases as they are used in scientific presentations at a satisfactory level.</li> <li>Reconcile multiple findings, conclusions, or theories at a satisfactory level.</li> </ul> <p><b>Applying scientific processes and procedural concepts</b></p> <ul style="list-style-type: none"> <li>Make a prediction based on data or evidence at a satisfactory level.</li> <li>Identify possible sources of error and alter the design of an investigation to ameliorate that error at a satisfactory level.</li> <li>Identify and interpret independent and dependent variables in scientific investigations at a satisfactory level.</li> <li>Understand and apply scientific models, theories and processes at a satisfactory level.</li> <li>Design a scientific investigation at a satisfactory level.</li> <li>Evaluate whether a conclusion or theory is supported or challenged by particular data or evidence at a satisfactory level.</li> </ul> <p><b>Reasoning quantitatively and interpreting data in scientific contexts</b></p> <ul style="list-style-type: none"> <li>Apply formulas from scientific theories at a satisfactory level.</li> <li>Determine the probability of events at a satisfactory level.</li> <li>Use counting and permutations to solve scientific problems at a satisfactory level.</li> </ul>	<p>Test-takers who score at the Pass level are typically able to demonstrate knowledge of and ability with the skills identified in the <u>Below Passing</u> level at a satisfactory level as well as the following skills:</p> <p><b>Analyzing and creating text features in a social studies context</b></p> <ul style="list-style-type: none"> <li>Identify aspects of a historical document that reveal an author's point of view or purpose at a satisfactory level.</li> <li>Compare treatments of the same social studies topic in various primary and secondary sources, noting discrepancies between and among the sources at a satisfactory level.</li> </ul> <p><b>Applying social studies concepts to the analysis and construction of arguments</b></p> <ul style="list-style-type: none"> <li>Identify the chronological structure of a historical narrative and sequence steps in a process at a satisfactory level.</li> <li>At a satisfactory level, compare differing sets of ideas related to political, historical, economic, geographic, or societal contexts; evaluate the assumptions and implications inherent in differing positions.</li> <li>Identify instances of bias or propagandizing at a satisfactory level.</li> <li>Analyze how a historical context shapes an author's point of view at a satisfactory level.</li> </ul>

# Assessment Target Comparison Chart

## GED<sup>®</sup> Test - Assessment Target Comparison Table

This table is provided by GED Testing Service to help you understand the information test-takers will see in their GED<sup>®</sup> test score reports. The information in the two left-hand columns of the table below provides the indicator code and indicator language (i.e., the skills being measured on the GED<sup>®</sup> test) drawn directly from GED<sup>®</sup> Assessment Targets and their associated indicators that appear in the *Assessment Guide for Educators*. The indicators are worded in ways that are familiar and useful to educators, but they are in technical language that could be unclear to test-takers. So, in order to enable test-takers to more easily understand the feedback on these skills that they will be receiving on their score reports, the right-hand column of the table below presents a “translation” of the assessment indicators into more test-taker friendly language. In summary, each of the content areas of the GED<sup>®</sup> test is represented in a table containing three columns, showing 1) the indicator code, 2) the original educator language of the indicator, and 3) the test-taker-friendly version that appears in the score reports.

The table below, along with the Performance Level Descriptors (<http://www.gedtesting.com/2014testresources>), will help you better understand the skills test-takers already have and the skills they need to develop further to score higher on the GED<sup>®</sup> test for each of the four content areas.

### GED<sup>®</sup> Test – Reasoning Through Language Arts (RLA)

INDICATOR CODE	INDICATOR LANGUAGE FOR EDUCATORS	INDICATOR LANGUAGE TRANSLATED FOR TEST-TAKERS
R.2.1	Comprehend explicit details and main ideas in text.	Understand specific details and main ideas in a passage.
R.2.2	Summarize details and ideas in text.	Summarize the details and ideas in a passage.
R.2.3	Make sentence level inferences about details that support main ideas.	Infer the relationship between the details and main idea given.
R.2.4	Infer implied main ideas in paragraphs or whole texts.	Infer the main idea based on a set of details in single paragraphs and the whole written source.
R.2.5	Determine which detail(s) support(s) a main idea.	Determine which details support the main idea.
R.2.6	Identify a theme, or identify which element(s) in a text support a theme.	Identify a theme or element of a written source that supports a theme.
R.2.7	Make evidence based generalizations or hypotheses based on details in text, including clarifications, extensions, or applications of main ideas to new situations.	Make generalizations or hypotheses based on evidence in a written source.



# Performance Level Descriptors

## GED<sup>®</sup> Test: Mathematical Reasoning Performance Level Descriptors What Your Score Means: Level 2 — Pass/High School Equivalency

Test-takers who score at this level typically have a **satisfactory** proficiency in demonstrating skills in the following categories: number sense and computation, geometric measurement, data analysis and statistics, and algebraic expressions and functions.

Test-takers are generally able to demonstrate knowledge of and ability with the skills identified in the Below Passing level at a satisfactory level as well as the following skills:

### Quantitative Problem Solving with Rational Numbers

- Order fractions and decimals, including on a number line
- Apply number properties involving multiples and factors at a satisfactory level
- Simplify numerical expressions with rational exponents at a satisfactory level
- Identify absolute value of a rational number as its distance from 0 on the number line and determine the distance between two rational numbers on the number line, at a satisfactory level
- Perform computations with rational numbers
- Compute numerical expressions with squares and square roots of positive, rational numbers at a satisfactory level
- Compute numerical expressions with cubes and cube roots of positive, rational numbers
- Determine when a numerical expression is undefined at a satisfactory level
- Solve real-world problems using rational numbers at a satisfactory level
- Compute unit rates at a satisfactory level
- Use scale factors to determine the magnitude of a size change, and convert between actual drawings and scale drawings
- Solve arithmetic and real-world problems involving ratios and proportions a satisfactory level
- Solve multi-step arithmetic and real-world problems involving percents

### Quantitative Problem Solving in Measurement

- Compute the area and perimeter of triangles and rectangles at a satisfactory level
- Determine side lengths of triangles and rectangles when given area or perimeter at a satisfactory level
- Compute the area and circumference of circles

# High Impact Indicators

## Not all skills are created equal!

Improving certain skills can help students improve in other areas. These resources provide detailed guidance on how you can best help improve student performance.



### High Impact Indicators


Skills are not all created equal! Improving certain skills can help students improve in other areas. These resources provide detailed guidance on how you can best help improve student performance.

[High Impact Indicators](#) [View in Spanish](#)

# Assessment Guide for Educators

This resource takes a deep dive into what's assessed in the four content areas, question types, scoring, and more. You can download the entire Guide below, or you can choose to download the individual content areas.

- [Complete Assessment Guide for Educators](#)
- [Assessment Guide Introduction](#)



- The Complete Assessment Guide is 230 pages



## Assessment Guide - Mathematical Reasoning

[View Now](#)



## Assessment Guide - Reasoning Through Language Arts

[View Now](#)



## Assessment Guide - Social Studies

[View Now](#)



## Assessment Guide - Science

[View Now](#)

- It's also broken down into each subject (40-60+ pages each)

# Assessment Guides for each subject

## Assessment Guide for Educators: Mathematical Reasoning

### Table of Contents

**Note on the March 2016 Edition**.....19

#### **Chapter 1: Assessment Targets**

**Assessment Targets for Mathematics**.....20

**Mathematical Practices** .....22

#### **Chapter 2: Item Types & Layouts**

**Item Types in Mathematics**.....29

Multiple choice (MC)..... 30

Fill-in-the-blank (FIB)..... 30

Drop-down..... 30

Hot spot..... 30

Drag-and-drop..... 30

**Item Layouts in Mathematics**.....32

Multiple Choice Item and a Passage..... 32

Fill-in-the-blank Item..... 33

Drop-down Item..... 34

Hot Spot Item..... 35

Drag-and-drop Item..... 36

#### **Chapter 3: Performance Level Descriptors**

**Performance Level Descriptors**.....37

Below Passing Level..... 38

Pass/High School Equivalency..... 42

GED® College Ready..... 47

GED® College Ready + Credit..... 49

#### **Appendix A**

**The GED® Test - Mathematical Reasoning: A Content Comparison Between the 2002 test and the Current test**.....50

#### **Appendix B**

**Reference Codes for Mathematical Reasoning Assessment Targets**.....59

#### **Appendix C**

**Mathematical Reasoning Reporting Categories**.....62

#### **Appendix D**

**Glossary of Key Terms for the Mathematical Reasoning Test**.....68

# Professional Development

Q Search

English - US ▾

**Educators & Admins**



About The Test

Study

Grads and Transcripts

Log In

**SIGN UP**

Home / Educators & Admins / GED Program Overview

**GED Program Overview** >

[Why GED?](#)

[College Readiness](#) ▾

[Workforce Development](#)

[GEDWorks Program](#)

[In Session Blog](#)

Teaching the GED® Test ▾

State Policies

Test Administration ▾

GED Manager

**Top Resources**



Professional Development  
Training

[View Resource](#)

## GED Program Overview



### Why GED?

For more than 75 years, the GED® has been a path to a better future for millions, the only high school equivalency program with proven outcomes and accepted by virtually all U.S. colleges and employers.



### College Readiness

GED® students who attain scores on any subject within the College Ready (165-175) or College Ready + Credit (175-200) score levels may be eligible for college credit or certain exemptions.



# Professional Development

As teachers, your expertise and commitment is vital to the thousands of students who have created training resources to guide your GED instruction.



## Webinar Trainings

Learn effective classroom strategies and techniques with our bi-monthly Tuesday development webinar series for educators.

[Access Webinars](#)

## Webinars

Stay in the know from GED® experts.

### Tuesdays for Teachers Webinar Series

Tuesdays for Teachers is a free professional development webinar series designed for educators. This bi-monthly webinar series will take a deeper dive into classroom strategies and techniques for the GED test.

Registration for each webinar opens approximately two weeks before the webinar date. To be notified when registration opens, please sign up for the In Session educator newsletter by clicking the link at the bottom of this page.

Be sure you have the [minimum system requirements](#) for GoToWebinar so you can participate in the webinar.

#### Practice Makes Perfect (AND Could Raise a GED Score by 4 Points!)

[Watch Now](#)

[PowerPoint](#)

[Download Certificate](#)

#### How Can I Make This Work-Teaching GED® Students in the "New Normal"

[Watch Now](#)

[Remote Learning Checklist](#)

[2P Hybrid Teaching Survival Kit 2020](#)

[Priority Standards Download](#)

[Habits of the Mind Chart 2](#)

[Sentence Starters to Speak With Empathy Understood](#)

[Math Skills Calculator Prohibited](#)

[Download Certificate](#)

# Scroll down, click “Watch More”

**WATCH MORE**

1 **Reading to Learn- Strategies to Build Reading Skills for the GED Test**  
GED Testing Service  
WATCHED 1:25:15

2 **Trick or Treat: Mining GED Ready® Score Reports**  
GED  
1:35:10

3 **Challenges You've Been Asking For: The RIA Test Screens & Score Reports**  
GED  
WATCHED 1:32:19

4 **One Site Fits All: Welcome to GED.com**  
GED  
1:33:19

0:00 / 1:25:14

**Reading to Learn- Strategies to Build Reading Skills for the GED Test**  
14,718 views · Dec 19, 2018

**GED Testing Service**  
13.7K subscribers

The ability to read is a vital skill in today's society. Reading is how we discover and learn new things. People who know how to read can educate themselves in any area of life they see fit. We live in an age rich with information; reading is the way to access that information.

**SHOW MORE**

**GED Testing Service**  
13.7K subscribers

The ability to read is a vital skill in today's society. Reading is how we discover and learn new things. People who know how to read can educate themselves in any area of life they see fit. We live in an age rich with information; reading is the way to access that information. When asked about students' challenges in preparing for the GED® test, adult educators frequently lament the poor, inefficient, and ineffective reading skills of their students. This lack of strong and effective reading skills often leads to students' difficulty in passing portions of the GED® test. This webinar will focus on strategies that can be used to build students' reading skills. Join us as we review some of the reading challenges student face and learn about strategies, activities and resources that can be used in the classroom.

Download the Presentation: <https://bit.ly/2Gvrxba>  
Download the Study Guide: <https://bit.ly/2PLbXYp>  
Download the Vocabulary Strategies: <https://bit.ly/2SY09nv>  
Download the High Mileage Word List: <https://bit.ly/2EALGKv>  
Download the Reading Rate Sample: <https://bit.ly/2rKhy7t>  
Download the Certificate: <https://bit.ly/2ECV1QR>

SHOW LESS

To access the resources for that webinar, click “Show More” under the video

Click a video

# Test Administration







# Accommodations

We are committed to providing students with full access to the GED® test for anyone with disabilities and support the intention of the Americans with Disabilities Act as Amended (ADAAA). Test accommodations are considered on a case-by-case basis and include things such as extra testing time, extra breaks, and a separate testing room.

# Accommodations

[https://ged.com/about\\_test/accommodations](https://ged.com/about_test/accommodations)



[About The Test](#) [Study](#) [Grads and Transcripts](#) [Blog](#)

[Log In](#) [SIGN UP](#)

[GED Program Overview](#) ▾

[Teaching the GED® Test](#) ▾

[State Policies](#)

[Test Administration](#) >

[Become a Test Center](#)

[Managing Your Test Center](#)

[Administration Policies](#)

[Testing in Corrections](#)

[Test Center Support Lines](#)

[Test Accommodations](#)

[GED Manager](#)

## Top Resources



Professional Development Training

[View Resource](#)



Resources to Guide Your Instruction

[View Resource](#)



Free Classroom Materials

## Online Proctored GED Test Pilot

Information and additional resources related to student eligibility, testing considerations, timing/schedule of pilot and policies:

### Webinars

[Educator Webinar Part 1 - Password: 2n+@H8%\\$](#)

[Educator Webinar Part 1 Slide Deck](#)

[Password for Webinar Part 2: 9C=V19X.](#)

[Educator Webinar Part 2 Slide Deck](#)

[Educator Webinar Part 3: August 2020 Updates](#)

[Password for Webinar Part 3: EtY\\$DBT6](#)

[Educator Webinar Part 3 Slide Deck](#)

### Policies and Fact Sheets

[Online Proctored Pilot and CBT Policy Differences](#)

[State-By-State Info on Online Proctored GED Test](#)

### Demos

[Full System Check](#)

[Onscreen Whiteboard](#)

[Calculator Tutorial](#)

# How to apply for Accommodations

[https://ged.com/about\\_test/accommodations/](https://ged.com/about_test/accommodations/)

## Documentation Guidelines

Before submitting a request, be sure to give the appropriate documentation guidelines below to your doctor or psychologist to evaluate.



Learning & Cognitive Disorders (LCD)

[Download](#)



Attention Deficit/ Hyperactivity Disorder (ADHD)

[Download](#)



Psychological & Psychiatric Disorders (EPP)

[Download](#)



Physical Disabilities & Chronic Health Conditions (PCH)

[Download](#)

### How to Apply



1. [Create an account on GED.com](#)
2. Instructions on how to apply can be found [here](#).

### Appeal Process



You may appeal an accommodations decision if you're unhappy with the outcome. Simply click on the "Request an Appeal" button in the Accommodations System to start the appeal process. Please include additional documentation along with the [appeal form](#) (i.e. letter from a doctor, report, etc) to review if possible.

# Test-taking tools



Continue scrolling...

# GED Test On-Screen Computer Guides

You can change what your test looks like on your computer screen to make it easier to read. Download these guides to learn more about the options available.



Screen Color  
Combinations Guide

[Download](#)



Change Text Size Guide

[Download](#)



Highlight Text Guide

[Download](#)

# Test Demonstrator

- Use the Test Demonstrator to explore tools prior to the test
  - <https://ged.com/practice-test/en/computer-demonstrator>

Tutorial - Candidate Name



Welcome to the GED® Test Tutorial

To begin, look at the lower right corner of the screen.

*Click the Next button.*

# Changing the screen color and font

## Instructions

### **Color and Font Accommodations**

You will be able to change the display of text, by clicking buttons in the upper right corner [during the test](#).

You will see this information when you begin the test.



1. You can change the text using [Custom Font](#). This will allow you to [increase the font size](#).
2. You can change the [Color Scheme](#) of the text and the screen. This will allow you to [select a foreground and background color](#).

*To learn about another tool, click [Next](#).*

# Using the highlight tool

 Highlight (J)



## Instructions

### **Highlight**

You will be able to highlight text on the screen. A [Highlight button](#) will be in the blue toolbar, [above the question](#).

To [use the Highlight button](#), you must [first select](#) the words you want to highlight.

Then [click the Highlight button](#).

[Click a color](#).

The selected text will be highlighted in that [color](#).

*Practice highlighting words on this screen.*

*To learn about another tool, click Next.*




# Using the Flag for Review

## Mark Questions for Review

If you want to [review a specific question after completing the test](#), you can click on [Flag for Review](#) to mark the question. If you click on [Flag for Review](#) the flag will display in yellow.

The question will be marked on the Review Screen.



## The Review Screen

At the end of the test, you may have time to review questions that you marked. Questions flagged for review will appear with a blue flag in the [Review Screen](#). You may then go back to the flagged questions and answer them.

[Instructions](#)

Below is a list of the exam questions.

- If you did not answer a question, the word Unanswered appears next to the question number.
- If you marked a question that you wanted to review at the end of the exam, the flag outline will be filled in with blue.
- You can click on a Question name to review your answer.
- You can also use the buttons in the bottom, right corner of the screen.

[Math](#) (22 Questions, 0 not answered)

<a href="#">Question 1</a>	Answered	<a href="#">Question 2</a>	Answered	<a href="#">Question 3</a>	Answered
<a href="#">Question 4</a>	Answered	<a href="#">Question 5</a>	Answered	<a href="#">Question 6</a>	Answered
<a href="#">Question 7</a>	Answered	<a href="#">Question 8</a>	Answered	<a href="#">Question 9</a>	Answered
<a href="#">Question 10</a>	Answered	<a href="#">Question 11</a>	Answered	<a href="#">Question 12</a>	Answered
<a href="#">Question 13</a>	Answered	<a href="#">Question 14</a>	Answered	<a href="#">Question 15</a>	Answered
<a href="#">Question 16</a>	Answered	<a href="#">Question 17</a>	Answered	<a href="#">Question 18</a>	Answered
<a href="#">Question 19</a>	Answered	<a href="#">Question 20</a>	Answered	<a href="#">Question 21</a>	Answered
<a href="#">Question 22</a>	Answered				

**Example**



# GEDWorks™



# What is GEDWorks™



- GEDWorks™ is a program designed for employers to sponsor the GED® test for their employees
- All-inclusive program gives the student all the tools they need to pass the test
- Available nationally
- [www.GEDWorks.com](http://www.GEDWorks.com)

# Our Partners Include



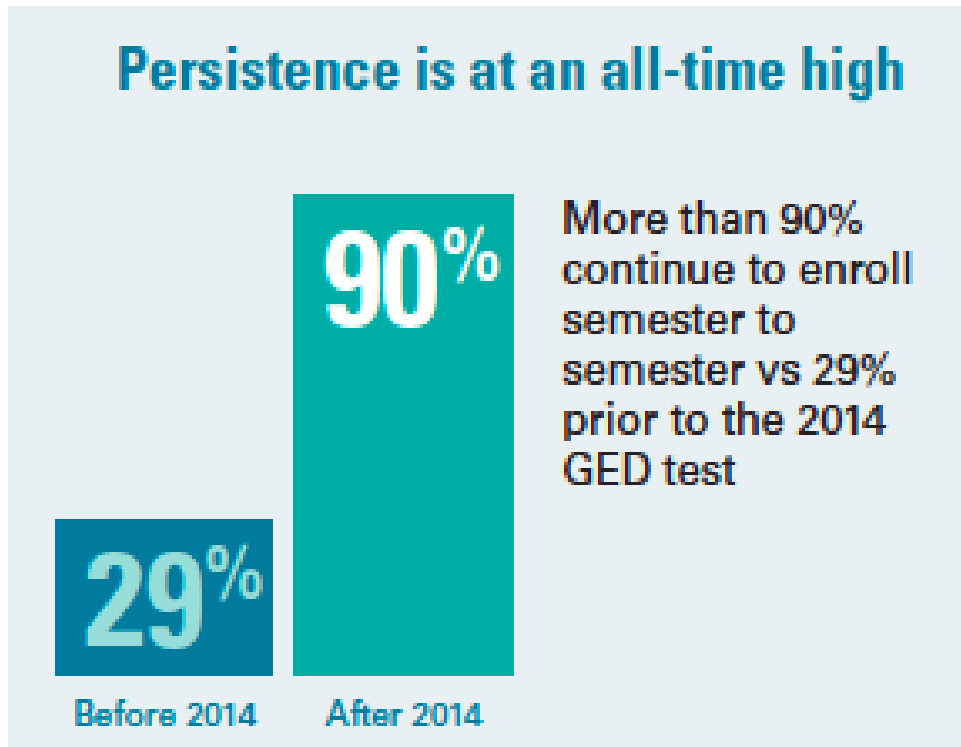
# Set up for Post-secondary success



# Scoring of the GED® Test



# Persistence!



- Congrats, all your hard work is paying off!
- This number currently surpasses overall community college persistence rates

## Our Graduates Are Interested in College

2 out of 3  
express interest



Enroll in college **within a year** of earning their GED credential



Enroll in college **within 4 years** of earning their GED credential



# About GED® College Ready (CR) and GED® College Ready + Credit (CR+)

GED® College Ready (CR) & GED® College Ready + Credit (CR+) score levels were created in 2016 in order to help move students more quickly into and through college certificate and degree programs.

Based on recommendations from the ACE Credit® program—the same program that backs CLEP and Advanced Placement (AP)

- Students scoring at the GED® College Ready (CR) levels have demonstrated readiness to enter credit-bearing classes
- Students scoring at GED® College Ready + Credit (CR+) have demonstrated college-level skills and knowledge.

# Gaining Momentum

- Since the introduction of the score levels in 2016, more and more students are earning their GED credentials with the opportunity to earn credit for college courses, saving time and money as they work toward a degree or certificate.
- To date we are aware of more than 200 colleges across 15 different states that have implemented policies to allow students at the CR level (165 or higher) to bypass all or part of their placement exams and be placed in credit-bearing courses—skipping remedial education.
- Colleges are also awarding college credit for CR+ scores (175 or higher).
-

# And the survey says...

## **In a 2018 survey, graduates scoring in the College Ready or higher range:**

- 63% said the GED test program prepared them well for their current college degree program
- 38% said they were aware of the GED College Ready score levels prior to taking the GED exam
- 18% said they were able to use their CR scores to bypass college placement testing or remedial college courses

# And the survey says...

## Postsecondary Education

- 56% of CR GED graduates are currently enrolled in a college degree or certificate program
- 57% of CR GED graduates listed “earning a four-year degree” as their current educational goal; 29% listed “earning a certificate/certification or associate degree” as their current educational goal

## Employment

- 71% of CR GED graduates are currently employed

# GED<sup>®</sup> score crosswalk to SAT and ACT

## SAT

GED<sup>®</sup> College Ready (165)

- SAT Math – 620
- SAT Reading – 633

GED<sup>®</sup> CR+Credit (175)

- SAT Math – 657
- SAT Reading – 671

## ACT

GED<sup>®</sup> College Ready (165)

- ACT Math – 28
- ACT Reading – 29

GED<sup>®</sup> CR+Credit (175)

- ACT Math – 30
- ACT Reading – 31



# Vendor Products

(not free but ask me how to save 10%)

# GED Flash<sup>®</sup>



# Practice and Feedback!

- 93% of students indicated they are interested in more practice test items and feedback
- #1 on the list of most-wanted resources
  - Accessible anywhere from a mobile phone, tablet or computer



What educators want:


- All this and a way to track time on task and progress

*We asked Vendors to help us find a solution...*



# Aztec took the challenge and created GED Flash for Organizations

*It's a WIN WIN!*

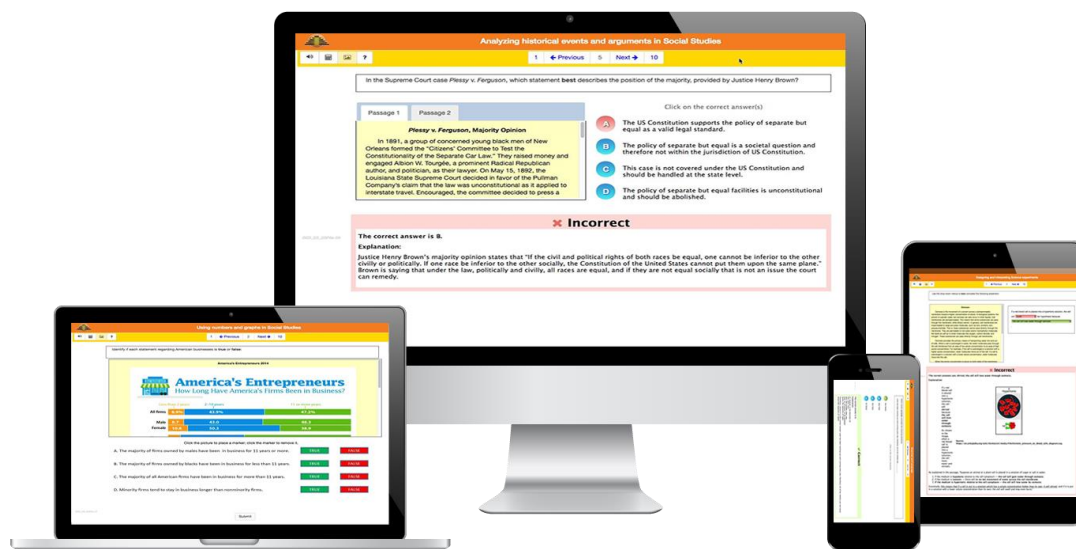


# Practice and Feedback!

- Adult education programs purchase via Aztec Software
- Adult education programs who use this product will have access to administrative reports showing student performance data, time on task, strengths & weaknesses
- More than 6,000 practice test questions across the 4 subject areas
- Instant feedback with answer explanation
- <http://www.aztecsoftware.com/gedflash/>

# GED Flash for Organizations: An Interactive Tool to Help Students Pass

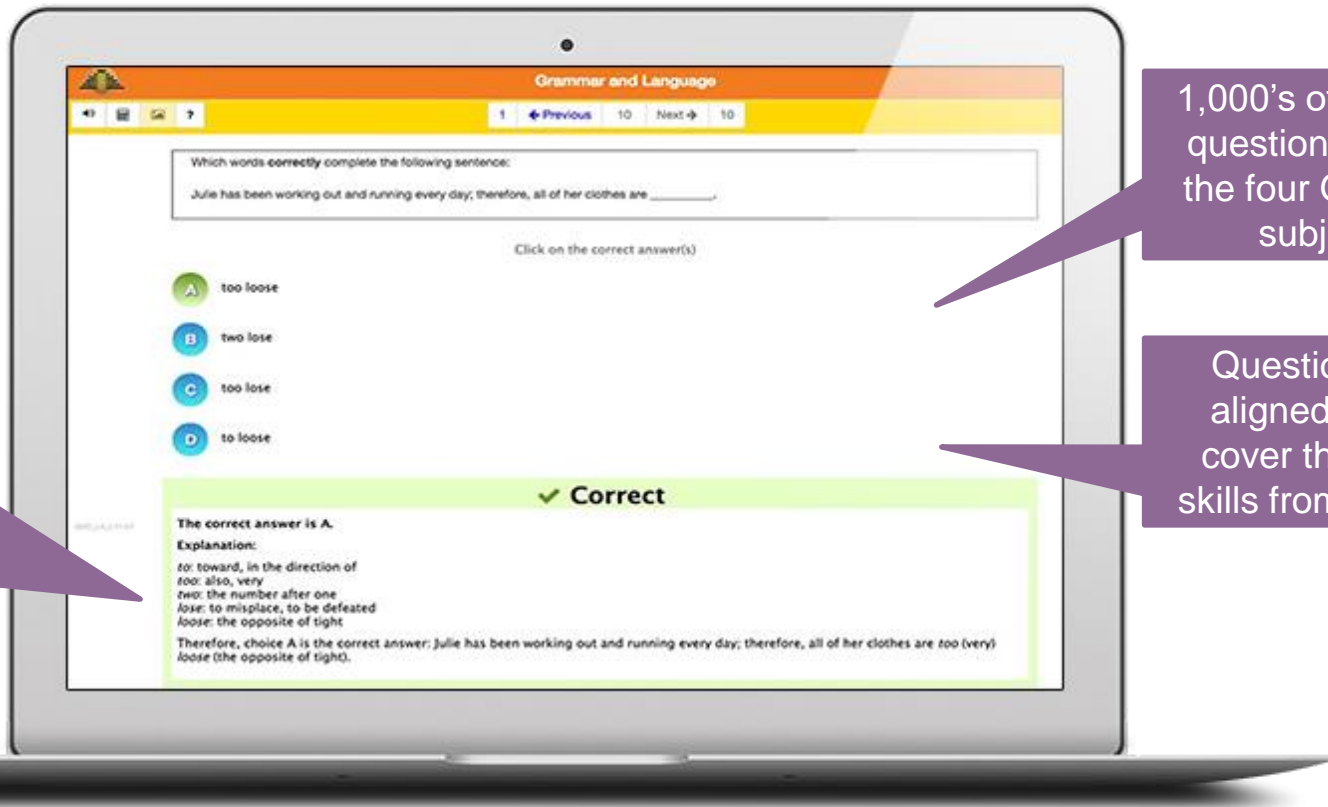
Developed in partnership between GED Testing Service and Aztec Software



This tool helps students prepare for each subject while building confidence step by step.

# Mastering GED Test Concepts

GED Flash provides ongoing practice and detailed explanations to help students master the exact concepts on the GED test.



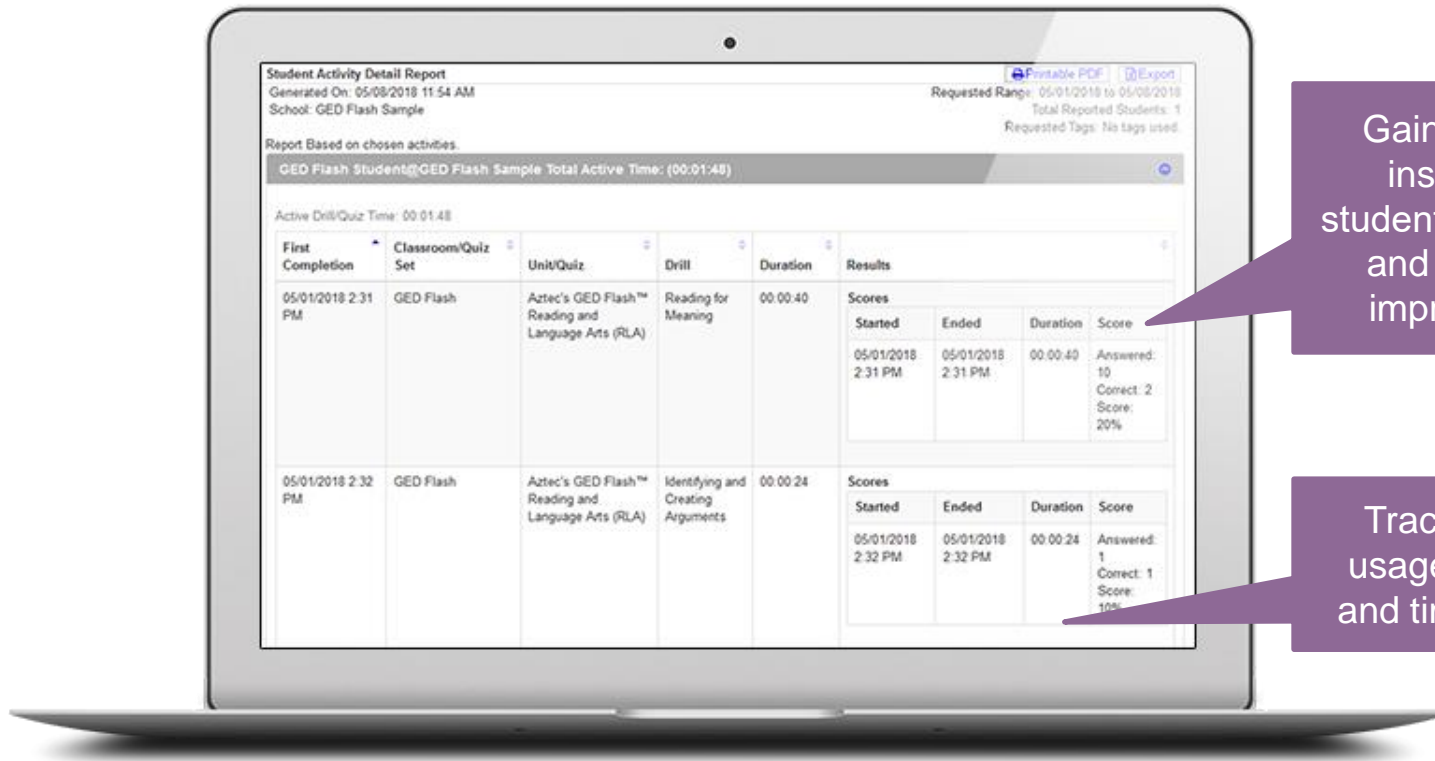
Instant feedback with step-by-step explanations provide additional teaching opportunity and reinforcement

1,000's of practice questions across the four GED test subjects

Questions are aligned to and cover the exact skills from the test

# Detailed Reporting and Insights

A robust dashboard provides valuable insights about each student's performance and areas for improvement.



Gain valuable insights on students' strengths and areas for improvement

Track student usage progress and time-on-task

# Data Shows: Improved Test Scores



Over half of regular GED Flash users moved up an entire score level on the GED Ready® practice test. Some moved up two score levels.

# Data Shows: Higher Likelihood of Passing

GED Flash Group	# of Students	Mean GED® Math Test Score
Low Users (28 questions or less)	1,483	144.676
High Users (99+ questions)	1,491	148.531

Students who practiced frequently with GED Flash scored on average four points higher on their GED test vs. those who rarely used it.

# Data Shows: More Practice Means More Correct Answers

GED Flash Group	Mean Percent Correct
99+ questions answered	51.7%
340+ questions answered	90.0%

The more students practiced, the more questions they got correct. Students who took over 340 GED Flash math questions achieved on average 90% correct.

More correct answers also means higher confidence: **79%** of GED Flash users agreed that they felt more confident about taking the GED test after using GED Flash.



# GED Programs Have Also Expressed a Need For:

- Engaging distance learning tools
- High quality content to supplement existing instruction
- Ability to track student time on task

# Correctional Programs Have Additional Needs:

- Content that can be served offline
- Instruction for students in restricted areas
- Teacher support given widely varying levels of students

To address these needs, we've launched an instructional video program designed by Kaplan and delivered via Aztec Software to enhance student performance on key GED measured skills.



**On-demand video learning**





## Extensive Content



Hours of video instruction covering all four GED test subjects.

## Targeted Lessons



Concepts align directly with the skills being evaluated on the GED test.

## Top-Rated Instructors



Pre-recorded videos featuring Kaplan experts.

## Easy to Digest



Short lessons focus on one skill at a time.

# Ready to help your students and save money?

- The licensing model is “concurrent” users
  - You only purchase the maximum # of licenses you will need at any one time
  - Ex. You have 100 students, but you anticipate that a max of 10 would be on at the same time. You can purchase just 10 licenses.
- To receive 10% off the retail price of \$125/license
  - email ([sales@aztecsoftware.com](mailto:sales@aztecsoftware.com)) or
  - call Aztec (800-273-0033)
  - tell them Liz said they would qualify for 10% off
  - Offer good for new customers and those adding additional licenses

# Please reach out anytime!

## State Relationship Managers (SRM)

Idaho, Wyoming:

Jonna McDonough Forsyth

[jonna.mcdonough@ged.com](mailto:jonna.mcdonough@ged.com)

512-202-1316

Arizona, Colorado, Nevada, New Mexico, North Dakota, Utah:

Liz Lanphear

[Elizabeth.Lanphear@ged.com](mailto:Elizabeth.Lanphear@ged.com)

913-283-0121

